

Information about the ACC Education App Featuring ACCSAP 9

Key Features:

- This app is designed to be a **study tool** for select educational products. It does not include all features and functionality of the online portion of the product.
- ACCSAP 9 users can **download text and questions** into the app and work through them offline. When you are next online, the app will automatically sync your scores/progress with the online version.
- The primary benefit of the app is that it can be **used when an internet connection is not available**.
- If the app does not offer a feature or functionality that you want, you can always use the online version of the product on your mobile device with an internet connection.
- Anyone can download the app itself; only ACCSAP 9 purchasers can download ACCSAP 9 content into the app.

What's In the App Now (January 2017):

- **ACCSAP 9**
 - Text/reading material for each ACCSAP 9 topic is in the app.
 - Tests/Questions for each ACCSAP 9 topic are in the app.
- Your progress and scores in the **app will automatically sync with the online** version of the course.
- **Additional products** (CathSAP 5, etc.) **will be added to the app** as they are released. Only people who have purchased access to the products will be able to use them within the app.

What's Not in the App:

- You **cannot purchase products** from within the app.
- You **cannot claim CME/MOC credit** within the app.
- ACCSAP 9 content and features **excluded** from the app include:
 - Any content captured from ACC's Board Review course. This includes the content in the Watch, Listen, and Download tabs. (These files are huge and will use up too much space on mobile devices.)
 - Build a Quiz
 - Simulate a Board Session
 - Claiming CME/MOC credit

Who should use the app (as of January 2017)

- Anyone can download the app itself, which is just a framework. To download educational content into the app, you need to already have access to ACCSAP 9 (or future products).

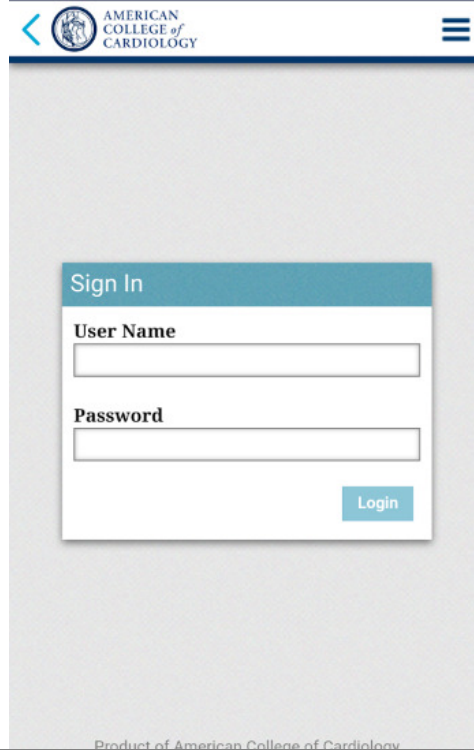
Using the App:

Download and Install:

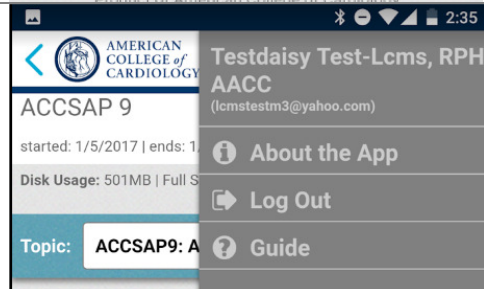
- Download the **ACC Education App** from the iTunes or Google Play stores
 - Apple: App will work on iPhone and iPad - Minimum requirement is iOS 9.3
 - Android: App will work on phones and tablets - minimum requirement is Lollipop 5.0
 - Windows: No app for windows devices

Log on:

- Use your ACC.org account user name and password
 - If you change your password online, the app will use the new password immediately
 - You will remain logged in until you log out (Log out is in upper right hand menu)



- Once logged into the app, your name is visible by clicking on the menu in the upper right hand corner.



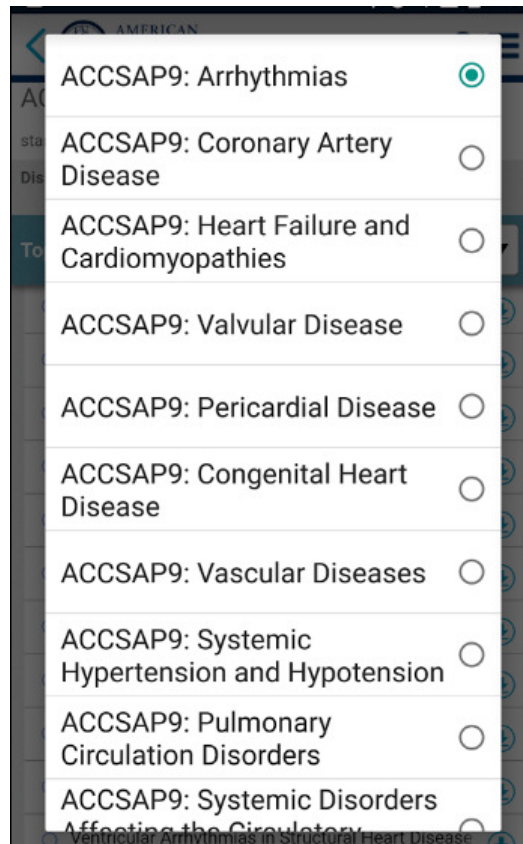
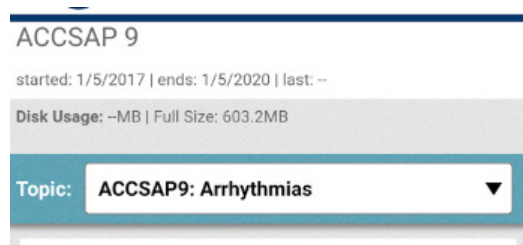
Access a product:

- Main screen will show all the products that you have access to:
 - Right now, ACCSAP 9 is the only product available in the app
 - Other products will be added as they are published
- Open the product by tapping on the product



Within a product:

- Choose the topic you want to study





Download the Questions for a topic if you want to answer questions






- Download chapters within the Topic you want to read by clicking on the "download" icon next to the chapter title
 - You can also download the individual modules within a chapter
- Note: there are warnings for downloading content over data plan
- Open the chapter or questions by clicking the "play" icon




Topic: **ACCSAP9: Arrhythmias** ▼

 **Arrhythmias Questions**
0% correct
(0/97 answered) 

Arrhythmias Chapter  

Cellular Electrophysiology 

Pharmacology of Antiarrhythmic Drugs 

Within a Test:

- Swipe down to read the question
- The Question's unique ID number is in the upper right hand corner in light gray. This number can be used when providing feedback to ACC on a specific question.

Vascular Diseases

Submit and Exit

Question 1 of 38

#1189

A 50-year-old woman presents to the cardiovascular medicine clinic 3 months after a diagnosis of pulmonary embolism (PE) and bilateral calf deep vein thrombosis (DVT). She denies any trauma, medical illness, surgery, immobilization, or other precipitating factors. She has a history of a DVT 6 years ago in the absence of precipitating factors.

She currently is taking apixaban 5 mg orally twice daily and tolerating this well without evidence of bleeding. She is normotensive in the office with a resting oxygen saturation of 99% on room air. She is obese and has varicose veins with mild pitting edema at the ankles. Testing for thrombophilias was conducted during her admission and was unremarkable.

Based on the patient's history, which of the following is the most appropriate anticoagulation regimen?

Stop anticoagulation as patient has completed



- Tap on an answer to select

Stop anticoagulation as patient has completed treatment.

Oral anticoagulation with apixaban 5 mg twice daily for an additional 3 months.

Oral anticoagulation with apixaban 5 mg twice daily indefinitely.

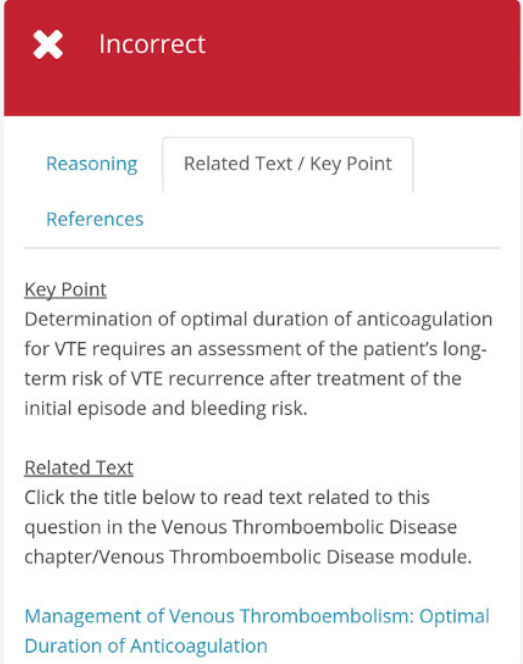

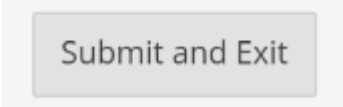
- To see if you are correct immediately, tap "Submit Answer" to submit the answer and view the reasoning, Related Text/Key Point and References

Submit Answer

✗ Stop anticoagulation as patient has completed treatment.

✗ Oral anticoagulation with apixaban 5 mg twice daily for an additional 3 months.

✓ Oral anticoagulation with apixaban 5 mg twice daily indefinitely.

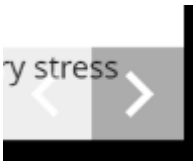
| | |
|--|---|
| <ul style="list-style-type: none"> ○ Click on the link within the Related Text / Key Point tab to go to the related text. ○ Note: Clicking on the key point link opens a new browser, requires an internet connection, and will require you to log in. |  |
| <ul style="list-style-type: none"> • To move to the next question, tap the green arrow. |  |
| <ul style="list-style-type: none"> • Either complete all the questions or click "Submit and Exit" |  |
| <ul style="list-style-type: none"> • Review your responses and answer any unanswered questions (if you want to). • View your score • Tap "Exit" to return to the main page | |

Within a module:

- Menu in upper left - shows the list of subsections within the chapter



- Swipe down to read the page
- To navigate, click on the "next" or "previous" arrows at the bottom right. You can also swipe to the right and left to navigate.



- Double tap figures for an isolated, larger view

General Considerations

Author:

Thomas M. Bashore, MD, FACC

Disclosures

This author has nothing to disclose.

Learner Objectives:

Upon completion of this module, the reader will be able to:

1. Recognize the prevalence of congenital heart disease (CHD) in adults.
2. Identify the various genetic syndromes, but focus on only those that commonly are associated with CHD.
3. Recall the Fontan anatomy and physiology in order to appreciate complications that occur.
4. Interpret the impact of cardiopulmonary stress parameters on outcomes.

- Exit button in upper right to return to the Topic page



• The most common genetic disorders that are

Are you sure you want to exit the course? Your progress will be saved.

OK Cancel

complete or partial AV septal defect with abnormal "clefts" in the mitral and tricuspid valves. More than 75%

Syncing with the online product:

- The app is designed so that any progress you make in the app (answering questions, reading content) will be applied toward the online product as well. Any progress or activity on the online version will also apply to the app version.
- If you "reset" questions online, you will also lose progress on the app version.



How to manage space on your device:

1. Archive a Product - Archiving a product will remove all the chapter and question modules that are on your device and move the product to the Archive list within the app. Sync (using the "sync" icon) before Archiving to save your progress to the online product. You can move the product back to the Active list at any time. You will have to re-download any chapters or tests onto your device.

My Courses

Active (0) Archive (1) All (1)

2. Delete a Topic or Chapter from your device. Click on the "Remove from your device icon" (the red trashcan) next to the chapter you want to remove. The file will be deleted from your device. Sync (using the "sync" icon) before removing chapters to save your progress to the online product.

My Courses

Active (0) Archive (1) All (1)

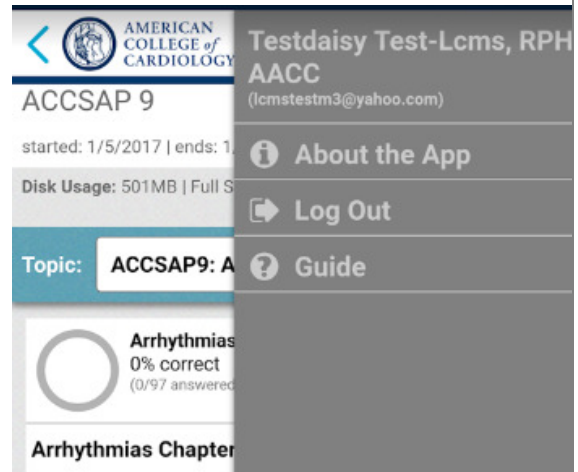
Navigation within the App:

Click the arrow to the left of the ACC seal in the header to return to the main page.

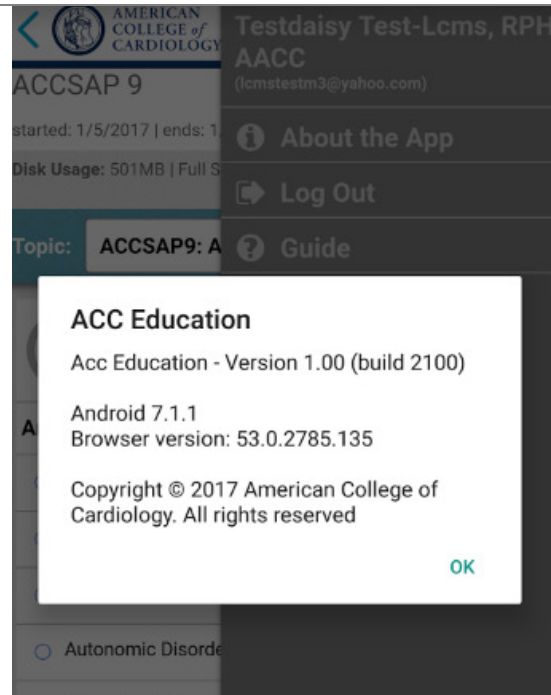
Help Menu

Located in the upper right hand corner is the menu icon, which can be used to:

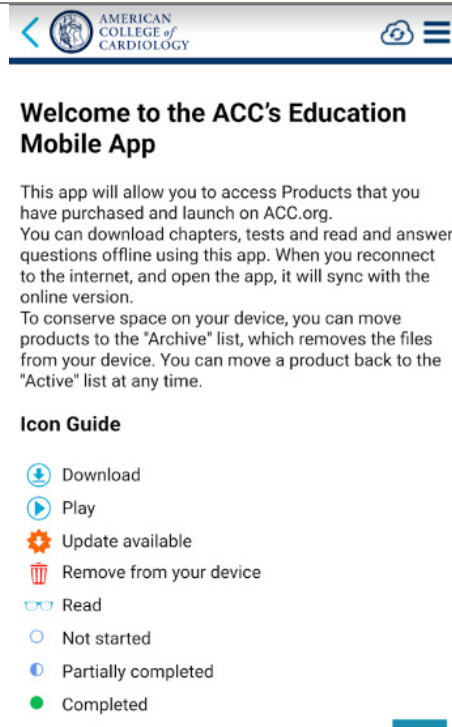
- View the account that is currently logged in to the app
- Obtain version information about the app (helpful when trying to understand an error)
- Log out
- Read the Guide - a brief intro to the app and a guide for the icons used in the app



App Info: Selecting “About the App” will display the app version information, as well as the version for the device’s operating system.



Guide: Selecting “Guide” will display a welcome message and a key for icons.



How to work offline:

- While online, download the chapter and tests for the topics you want to study
- While device is offline, read and answer the questions that you want to study
- When device is back online, the app will sync. If it doesn't sync automatically - click the sync button, and progress will sync with online dashboard



Troubleshooting (common problems)

1. Cannot log in
 - a. Close any background apps that are not currently being used
 - b. Confirm that your device is online, either on your data plan or on Wi-Fi
 - c. Make sure you logged in with your ACC.org username and password
2. No courses in the main dashboard
 - a. You may not have access to ACCSAP 9 online. To download ACCSAP 9 content into the app, you must have previously purchased the product.
3. Progress is not syncing with the online product
 - a. Device may be offline
 - b. You may be logged into separate accounts on the app and on online version
 - c. Click the sync icon (at the top of the app screen), refresh the dashboard online

4. Want to claim credit
 - a. You cannot claim credit within the app. Credit must be claimed via the **online version** of the product (not the app), from the main dashboard
5. Unable to download chapters or tests
 - a. Device might be full
 - b. Device might not be online
6. App is slow
 - a. May be a result of your internet connection - slow Wi-Fi or data connection
 - b. May be the result of too many open apps in the background
7. Want video and audio files
 - a. These files are not included in the app because they are extremely large files that will use up considerable space on your device. You can access/download them onto your computer or device from the **online version** of the product (clicking the download icons to the right of the video or audio name)