

CV Team -APRN Abstracts and Posters

ABSTRACTS

- Investigators in the field of advanced practice nursing are invited to submit Abstracts for the annual ACC Scientific Sessions.
- For more information:
 - <http://accscientificsession.acc.org/Submit-Your-Science/Abstracts>
 - [Presenters only](#)
 - [Abstracts \(acc.org\)](#)
 - See the ACC Abstract Submission
 - See the Abstract Policy and Procedures
- Submissions not accepted to the General Scientific Poster Session can be re-submitted for consideration in the APRN Abstract Session. Those selected will be invited to present their poster in the CV Team lounge. Submission of an abstract constitutes a commitment by the author to present a poster at the APRN Abstract Session as part of the ACC Scientific Sessions. The following are guidelines for the Abstracts and Posters for the CVT Lounge.
- A call for APRN CVT Abstracts will be announced annually in January. Abstracts will be submitted electronically in a Word or PDF format to a link as directed in the Call for Abstracts.
- Entire projects/ scholarly papers WILL NOT be accepted.
- Abstracts may be submitted in one of the following categories:
 - Original Research
 - ❖ examples- PhD projects: Abstracts must describe original research
 - QI/EBP
 - ❖ examples-DNP/ MSN Capstone projects
- Abstracts shall be presented under the following headings in this sequence:
 - Title Page- with Author, Affiliated Institution
 - Background In an initial paragraph, provide relevant information regarding the background and purpose of the study, preferably in no more than one or two sentences.
 - Introduction-Cite the significance of the issue with a clear, concise, justified statement of the purpose of the project or aim of the research.
 - Method - see appropriate category)
 - Research-design, setting, sample, procedures, instrument measures, data collection, data analysis strategy, human subject protection
 - QI/EBP-QI framework, stakeholders, setting, project components, project timeline, outcome and process measures identified
 - Results– (see appropriate category) Summarize the results in sufficient detail to support the conclusions.
 - Research-data linked to study hypothesis aims, report test statistics and significance
 - QI/EBP-outcome and process measure findings
 - Conclusion- (see appropriate category) State the conclusions reached. It is not satisfactory to state “the results will be discussed.”

- Research-accurate interpretation of results, limitations, future research, practice recommendations
 - QI/EBP-conclusion based on findings, next steps or practice and recommendations
 - Clinical Implications
 - Concisely state in a couple of sentences, the main clinical implications (or significance) of your study.
 - References
 - Overall Quality
 - Must illustrate the role(s) of the cardiovascular APRN professional
 - Ideally exemplify interprofessional collaboration
 - Should be original work - not previously published or presented to other professional organizations.
 - First author must be an APRN or APRN student. Other professional disciplines listed as first author will not be considered.
 - All written entries should be double- spaced
 - Written in APA Format, either 6th or 7th edition is acceptable.
 - Three abstracts will be selected for presentation at the Annual Scientific Meeting in the CVT Lounge
- **Title** (referring to just the title, not the Title Page)
 - Abstract titles will be in all CAPS.
 - Do not bold, italicize, underline, superscript or subscript any items in the title.
 - Do not include authors in the title. If you enter authors in the title, they will be removed.
 - Do not include institutions in the title. If you enter institutions in the title, they will be removed.
 - Do not use abbreviations unless they are commonly known.
 - Do not end the title with a period.
 - If the title contains more than one statement, use only one space after a period or colon.
 - Do not use a comma before “and” in a series.
 - Use a comma for number 1,000 and above.
 - Substitute a colon for a dash/hyphen except when using prefixes.
 - Do not use quotation marks in a title.
 - Hyphenate the first prefix word when there is more than one prefix word used such as Non- Anti...
- **Important issues:**
 - Abstracts **MUST** conform to specific size limits or they will remain in an incomplete status and will not be reviewed. Your abstract may not contain more than 1,900 characters, not including spaces. A graphic, table or image equals 600 characters and is included as part of the 1,900-character limit.
 - Use a Calibri or Times New Roman font for text and Symbol font for symbols (DO NOT USE A THIRD- PARTY SYMBOL FONT); any other fonts will not be accepted. Set all text as flush left, unjustified, and wrapping text as you type. Do NOT place hard returns at the end of each line.

- **Abstract Body/Text**

- You may use five unique abbreviations in the body of the abstract. Spell out the complete phrase followed by the abbreviation in parentheses the first time the abbreviation is used. Only commonly known abbreviations are allowed in the title of the abstract.
- Do not include the title in the abstract body. The title will be collected in the Title Section.
- Do not include authors and institutions in the abstract body. This data will be collected in the Author Section.
- Tables
 - A table equals 600 characters and is included as part of the 1,900-character limit.
 - Graphics. Graphics should be high resolution and be submitted in “gif,” “jpg,” or jpeg,” format.
 - Even though the abstract system may allow you to upload a graphic with a different file type those graphics will not be reviewed or reproduced if the abstract is selected.
 - Please keep in mind that large and/or complex graphics may not be readable in print or electronic formats.
 - There should be no “white space” or border around the graphic
 - A graphic equals 600 characters and is included as part of the 1,900-character limit.

POSTERS

- Poster size: 36 x 48 inch
- Refer to helpful information [here](#)
- Examples:

Abstract Title Goes Here
Subtitle goes here

Author*, Author*, Author*
University, City, State; University, City, State;

BACKGROUND
Add text here.

METHODS
Add text here.

RESULTS
Add text here.

CONCLUSION
Add text here.

Main finding goes here. Keep the message simple, short and easy to understand.

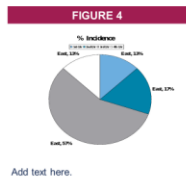



Use a large font size and emphasize the important words.



ADD OPTIONAL CONTACT INFO:
For more information, scan the QR code; go to www.name.com, email name@name.com, or on social media @socialmediahandle



DISCUSSION
Add text here.



DISCLOSURE INFORMATION
Author* Disclosure.
Author* Disclosure.