

# CMP Performance Assessment Guide

## Performance Assessment Windows and Topics

### EP SAP Cardiac Arrhythmias & Electrophysiology

**Sept. 13 - 21, 2025**  
**Nov. 15 - 23, 2025**

- **Basic Physiology, Anatomy, Pharmacology & Genetics**
- **Core Concepts of Clinical Arrhythmias**
- **Bradycardias & Conduction Disorders**

Performance Assessments (PAs) are available 24 hours a day during each window beginning at 1 a.m. ET until 11:59 p.m. ET on the last day.

## Steps to Prepare For Your Performance Assessment

### STEP 1

Log in to **EP SAP** via [ACC.org](https://acc.org). If the dark blue CMP Hub button isn't visible in the upper-right corner of the dashboard, log out and back in, then re-enter EP SAP. Still missing? Contact ACC Member Care at 800-253-4636 or [membercare@my.acc.org](mailto:membercare@my.acc.org).

### STEP 2

Complete and pass this year's CMP Practice Questions with a score of 70% or higher.

### STEP 3

Perform the Performance Readiness Check **before** taking the PA. It takes just 5 minutes and helps prevent technical issues.

## Helpful Tips For Taking Your CMP Performance Assessment





### ACCESSING YOUR CMP HUB

- Everything you need for the CMP is within your CMP Hub.
- To access your **EP SAP CMP Hub** and find everything you need to participate, visit [www.acc.org/EPsAP](https://www.acc.org/EPsAP), click the **Launch EP SAP button**, and then click **EP SAP CMP Hub** (the dark blue button in the upper right of the EP SAP dashboard).

#### EP SAP CMP Hub

Click here to learn more about the CMP and access CMP Performance Assessments. You may also perform a check to make sure you and your system are ready for the Performance Assessments.

### TAKING YOUR PERFORMANCE ASSESSMENT

Browsers to Use			Browsers <b>NOT</b> to Use
			
Chrome	Safari	Edge	Firefox

- Use a **desktop** or laptop to take a PA. **Do not use a cell phone or a tablet.**
- **Avoid using a VPN** (Virtual Private Network) while taking the PA. The firewalls typically included in VPNs can slow things down.
- **Designate 2 to 3 hours of uninterrupted time** to take the PA.
- **Avoid waiting until the last 2 to 3 hours** of a window to take the PA; if you have any technical issues, there will be no time to resolve them.

### NEED HELP OR EXPERIENCING TECHNICAL ISSUES?

If you need assistance **PRIOR** to taking your Performance Assessment, contact ACC at [MemberCare@my.acc.org](mailto:MemberCare@my.acc.org) or **800-253-4636**.



- If you need assistance **DURING** your Performance Assessment, click on the *Live Chat* icon in the lower right corner of your screen
- Live chat will be available from 6 a.m. to midnight ET during each day of the assessment window.
- If you cannot access the Live Chat icon, please call ACC at 800-253-4636.