

## 2014 Revenue from External Sources\* as of 9/15/2015

### Summary by Account

	Amount	Percentage
Advertising Revenue	\$1,377,731	3.68%
Doctors Bag/Door Drop	\$145,749	0.39%
Exhibits	\$3,784,600	10.11%
Exhibits Public Service	\$26,000	0.07%
Exhibits-Liquid (Damages)	\$41,005	0.11%
ExpoSuites	\$294,500	0.79%
Federal Contracts	\$59,650	0.16%
Fee-for-Service Revenue	\$599,200	1.60%
General Sponsorship	\$973,930	2.60%
Grants - CME/CE	\$2,981,786	7.97%
Grants - Non CME/CE	\$412,750	1.10%
Grants- Federal	\$832,305	2.22%
Grants- Other	\$124,191	0.33%
Industry Expert Theater	\$434,000	1.16%
NCDR Custom Services	\$7,869,056	21.02%
NCDR Research	\$181,892	0.49%
NCDR Research-Pharma/Device	\$686,324	1.83%
NCDR Vendor Distribution Fee	\$1,500,975	4.01%
Promotional Contribution	\$3,618,897	9.67%
Rental /Mailing List	\$253,311	0.68%
Royalty -Domestic	\$10,275,245	27.45%
Royalty -International	\$954,391	2.55%
<b>TOTAL</b>	<b>\$37,427,488</b>	<b>100.00%</b>

### College Operating Revenues

Total Consolidated Revenue \$105,546,040

Total Revenue from External Sources - Industry† \$31,559,897

Total Revenue from External Sources - Other§ \$5,867,591

Revenue from External Sources - Industry as a Percentage of Total Consolidated Revenues 29.90%

Revenue from External Sources -Other as a Percentage of Total Consolidated Revenues 5.56%

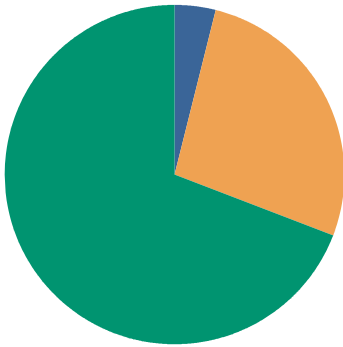
\*External Sources: This revenue source classification excludes membership dues and associated fees, subscriptions revenue (Registry, JACC, and Educational Product subscriptions), product sales and related charges, registration fees (Annual Scientific Session, i2 Summit, other live Educational Programs), revenue related expense reimbursements, rental income, hotel rebates, member contributions, and contributions to ACC PAC, late fees and other miscellaneous charges.

†External Sources - Industry: Revenue from entities involved in the production, marketing, distribution, or selling of health care goods, services, or information consumed by patients and/or physicians. See *Appendix: External Sources Industry*, at the end of this document, for a list of organizations included in this grouping.

§External Sources - Other: Revenue from external sources that does not fit in the External Sources - Industry category. See *Appendix: External Sources - Other*, at the end of this document, for a list of organizations included in this grouping.

Source: American College of Cardiology as of 9/15/2015

## Advertising Revenue



Advertising	\$52,000	3.8%
Ann Scientific Session News	\$374,550	27.2%
Cardiosource	\$951,181	69.0%
<b>Total:</b>	<b>\$1,377,731</b>	<b>100.0%</b>

### Advertising Revenue : Advertising (Total Revenue \$52,000)

\$52,000.00	Merck & Co., Inc.	Onsite Publications
-------------	-------------------	---------------------


### Advertising Revenue : Ann Scientific Session News (Total Revenue \$374,550)

\$10,000.00	American Heart Association	Ann Scientific Session News
\$47,000.00	Amgen	Ann Scientific Session News
\$50,000.00	AstraZeneca	Ann Scientific Session News
\$12,000.00	Bard	Ann Scientific Session News
\$15,000.00	Boston Scientific	Ann Scientific Session News
\$24,750.00	CSI	Ann Scientific Session News
\$13,000.00	Eisai	Ann Scientific Session News
\$55,000.00	Jansen	Ann Scientific Session News
\$1,125.00	Lipid Assoc	Ann Scientific Session News
\$10,000.00	Maquet	Ann Scientific Session News
\$17,375.00	Mayo Clinic	Ann Scientific Session News
\$44,800.00	Merck	Ann Scientific Session News
\$10,000.00	NEJM Group	Ann Scientific Session News
\$20,000.00	Regeneron	Ann Scientific Session News
\$5,000.00	Roche	Ann Scientific Session News
\$9,500.00	Toshiba	Ann Scientific Session News
\$30,000.00	Zoll	Ann Scientific Session News

**Advertising Revenue : Cardiosource (Total Revenue \$951,181)**

\$182,085.00	Amgen	ACC Web Production
\$20,765.00	Amgen Global	ACC Web Production
\$49,161.00	Astellas	ACC Web Production
\$350,370.00	AstraZeneca	ACC Web Production
\$7,659.00	Atlantic Health	ACC Web Production
\$16,502.00	Bayer Adempas	ACC Web Production
\$25,406.00	BI	ACC Web Production
\$3,875.00	BioSense	ACC Web Production
\$2,500.00	CDC	ACC Web Production
\$22,000.00	CSI	ACC Web Production
\$28,407.00	Eisai	ACC Web Production
\$16,000.00	Gilead	ACC Web Production
\$4,750.00	GSK	ACC Web Production
\$4,750.00	Heart Rhythm Society	ACC Web Production
\$16,630.00	Janssen	ACC Web Production
\$6,000.00	Maquet	ACC Web Production
\$4,750.00	MedIQ	ACC Web Production
\$24,316.00	Medtronic	ACC Web Production
\$36,000.00	Pfizer	ACC Web Production
\$2,550.00	Pulmonary Hypertension	ACC Web Production
\$3,000.00	ResMed	ACC Web Production
\$31,500.00	Roche	ACC Web Production
\$11,625.00	Spectranetics	ACC Web Production
\$4,980.00	Wexner Medical	ACC Web Production
\$75,600.00	Zoll	ACC Web Production

## Doctors Bag/Door Drop



■ Annual Meeting	\$145,749	100.0%
Total:	\$145,749	100.0%

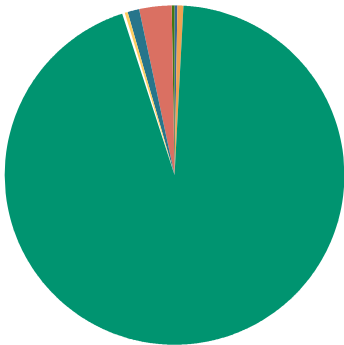
### Doctors Bag/Door Drop : Annual Meeting (Total Revenue \$145,749)

\$145,749.00 Ascend Media

Annual Meeting/Exhibits

---

## Exhibits



ACC.XX Highlights - Boston	\$6,700	0.2%
ACC.xx Highlights - Chicago	\$29,200	0.8%
Annual Meeting	\$3,561,750	94.1%
Cardiovascular Board Review	\$1,500	0.0%
Clinical Nuclear Cardio	\$4,700	0.1%
CV Conference @ Snowmass	\$15,000	0.4%
NCDR Meetings	\$39,400	1.0%
NY Cardiovascular Symposium	\$114,600	3.0%
Sports Cardiology	\$11,750	0.3%
<b>Total:</b>	<b>\$3,784,600</b>	<b>100.0%</b>

### Exhibits : ACC.XX Highlights - Boston (Total Revenue \$6,700)

\$1,800.00	Astrazeneca Pharmaceuticals LP	ACC.XX Highlights - Boston
\$2,700.00	Phoenix Group Holdings, LLC	ACC.XX Highlights - Boston
\$2,200.00	ScImage, Inc.	ACC.XX Highlights - Boston

### Exhibits : ACC.xx Highlights - Chicago (Total Revenue \$29,200)

\$1,800.00	Astrazeneca Pharmaceuticals LP	ACC.xx Highlights - Chicago
\$20,000.00	Daichi-Sankyo & Lilly	ACC.xx Highlights - Chicago
\$3,200.00	Health Diagnostic Laboratory	ACC.xx Highlights - Chicago
\$2,700.00	Phoenix Group Holdings, LLC	ACC.xx Highlights - Chicago
\$1,500.00	Wolters Kluwer Health - Lippincott Williams & Wilkins	ACC.xx Highlights - Chicago

**Exhibits : Annual Meeting (Total Revenue \$3,561,750)**

\$21,900.00	3M Littmann Stethoscopes	Annual Meeting/Exhibits
\$54,750.00	Abbott Vascular	Annual Meeting/Exhibits
\$50,250.00	ABIOMED, Inc	Annual Meeting/Exhibits
\$3,350.00	AccessClosure	Annual Meeting/Exhibits
\$6,700.00	Accriva Diagnostics, Representing ITC and Accumetrics	Annual Meeting/Exhibits
\$20,100.00	ACIST Medical Systems/Bracco Diagnostics	Annual Meeting/Exhibits
\$81,000.00	Actelion	Annual Meeting/Exhibits
\$6,700.00	Advocate Children's Hospital	Annual Meeting/Exhibits
\$21,900.00	Aegerion	Annual Meeting/Exhibits
\$3,650.00	Aeon Clinical Laboratories	Annual Meeting/Exhibits
\$3,650.00	AF Symposium	Annual Meeting/Exhibits
\$13,400.00	Agfa HealthCare	Annual Meeting/Exhibits
\$3,650.00	AggreDyne, Inc.	Annual Meeting/Exhibits
\$3,650.00	AliveCor, Inc.	Annual Meeting/Exhibits
\$32,850.00	Amarin Pharma Inc.	Annual Meeting/Exhibits
\$3,650.00	American Express Open	Annual Meeting/Exhibits
\$3,650.00	American Physician Institute	Annual Meeting/Exhibits
\$7,300.00	American Society of Echocardiography	Annual Meeting/Exhibits
\$83,750.00	Amgen	Annual Meeting/Exhibits
\$3,650.00	AngioScore, Inc.	Annual Meeting/Exhibits
\$7,300.00	Arbor Pharmaceuticals	Annual Meeting/Exhibits
\$3,350.00	Arstasis	Annual Meeting/Exhibits
\$3,350.00	ASCEND HiT	Annual Meeting/Exhibits
\$3,350.00	Ascendian Healthcare Consulting	Annual Meeting/Exhibits
\$3,650.00	Astellas Pharma, Inc.	Annual Meeting/Exhibits
\$231,150.00	AstraZeneca	Annual Meeting/Exhibits
\$6,700.00	AtCor Medical, Inc. (USA)	Annual Meeting/Exhibits
\$10,950.00	athenahealth, Inc.	Annual Meeting/Exhibits
\$6,700.00	Atherotech Diagnostics Lab	Annual Meeting/Exhibits
\$3,350.00	AtriCure, Inc	Annual Meeting/Exhibits
\$20,100.00	Bard	Annual Meeting/Exhibits
\$32,850.00	Bayer HealthCare	Annual Meeting/Exhibits
\$3,350.00	Best Vascular/Novoste	Annual Meeting/Exhibits
\$3,650.00	BLOXR Corporation	Annual Meeting/Exhibits
\$87,400.00	Boehringer Ingelheim Pharmaceuticals, Inc.	Annual Meeting/Exhibits
\$3,650.00	Borgess Health	Annual Meeting/Exhibits
\$100,500.00	Boston Scientific	Annual Meeting/Exhibits
\$50,250.00	Bristol-Myers Squibb/Pfizer Inc.	Annual Meeting/Exhibits
\$3,650.00	Cardiac CT Core Lab and Physician Training	Annual Meeting/Exhibits
\$3,350.00	Cardiac Interventions Today/Endovascular Today	Annual Meeting/Exhibits
\$3,350.00	CardiacAssist, Inc.	Annual Meeting/Exhibits
\$3,650.00	CardioDx, Inc.	Annual Meeting/Exhibits
\$3,350.00	Cardiology News	Annual Meeting/Exhibits
\$3,350.00	Cardiology Today and Healio.com by SLACK Incorporated	Annual Meeting/Exhibits
\$3,650.00	CardiologyCoder.Com, Inc.	Annual Meeting/Exhibits
\$14,600.00	CardioNet, a BioTelemetry company	Annual Meeting/Exhibits
\$3,350.00	Cardionics	Annual Meeting/Exhibits
\$3,650.00	CardioPharma, Inc.	Annual Meeting/Exhibits
\$3,650.00	Cardiostaff Corporation	Annual Meeting/Exhibits
\$3,650.00	Cardiostim 2014/Reed Expositions France	Annual Meeting/Exhibits
\$3,350.00	Cardiotext Publishing	Annual Meeting/Exhibits
\$3,650.00	Cardiovascular Credentialing Consultants	Annual Meeting/Exhibits
\$3,350.00	Cardiovascular Credentialing International (CCI)	Annual Meeting/Exhibits
\$50,250.00	Cardiovascular Systems, Inc.	Annual Meeting/Exhibits
\$3,350.00	CardioVillage/University of Virginia	Annual Meeting/Exhibits
\$3,650.00	CareCloud	Annual Meeting/Exhibits
\$3,650.00	Carestream Health	Annual Meeting/Exhibits
\$3,650.00	CBSET, Inc	Annual Meeting/Exhibits
\$6,700.00	CellAegis Devices, Inc.	Annual Meeting/Exhibits
\$3,650.00	Centers for Medicare & Medicaid Services	Annual Meeting/Exhibits
\$13,400.00	Cerner Corporation	Annual Meeting/Exhibits
\$7,300.00	Chek Diagnostics	Annual Meeting/Exhibits
\$3,650.00	Circle Cardiovascular Imaging Inc	Annual Meeting/Exhibits

## Exhibits : Annual Meeting

\$6,700.00	Cleveland Clinic C5Research	Annual Meeting/Exhibits
\$3,650.00	Columbia HeartSource	Annual Meeting/Exhibits
\$3,650.00	CommuniCare Technology	Annual Meeting/Exhibits
\$3,650.00	Community Health Systems	Annual Meeting/Exhibits
\$3,650.00	Concierge Choice Physicians	Annual Meeting/Exhibits
\$3,650.00	ConnectRx	Annual Meeting/Exhibits
\$3,650.00	Contec Medical Systems Co., Ltd.	Annual Meeting/Exhibits
\$3,650.00	Core Sound Imaging	Annual Meeting/Exhibits
\$20,100.00	Corindus Vascular Robotics	Annual Meeting/Exhibits
\$7,300.00	Covis Pharmaceuticals	Annual Meeting/Exhibits
\$3,650.00	CRC Press / Taylor & Francis Group LLC	Annual Meeting/Exhibits
\$14,600.00	Cytokinetics, Inc	Annual Meeting/Exhibits
\$87,600.00	Daiichi Sankyo	Annual Meeting/Exhibits
\$43,800.00	Daiichi Sankyo/ Lilly	Annual Meeting/Exhibits
\$3,650.00	diaDexus Inc	Annual Meeting/Exhibits
\$3,350.00	Diagnosoft, Inc.	Annual Meeting/Exhibits
\$3,350.00	Diagnostic And Interventional Cardiology	Annual Meeting/Exhibits
\$13,400.00	Digisonics	Annual Meeting/Exhibits
\$3,350.00	Dornier MedTech America, Inc	Annual Meeting/Exhibits
\$3,650.00	Dove Medical Press Ltd.	Annual Meeting/Exhibits
\$20,100.00	Duke Clinical Research Institute	Annual Meeting/Exhibits
\$13,400.00	eCardio	Annual Meeting/Exhibits
\$67,000.00	Edwards Lifesciences	Annual Meeting/Exhibits
\$83,750.00	Eisai	Annual Meeting/Exhibits
\$3,350.00	Ekos Corporation	Annual Meeting/Exhibits
\$20,100.00	ELSEVIER	Annual Meeting/Exhibits
\$3,350.00	EncaptureMD Flexible Informatics	Annual Meeting/Exhibits
\$13,400.00	Epiphany Healthcare	Annual Meeting/Exhibits
\$3,350.00	Epsilon Imaging	Annual Meeting/Exhibits
\$20,100.00	Esaote	Annual Meeting/Exhibits
\$13,400.00	Forest Pharmaceuticals	Annual Meeting/Exhibits
\$13,400.00	FUJIFILM Medical Systems USA, Inc.	Annual Meeting/Exhibits
\$53,600.00	GE Healthcare	Annual Meeting/Exhibits
\$3,650.00	GeneDx, Inc.	Annual Meeting/Exhibits
\$10,950.00	Genzyme, A Sanofi Company	Annual Meeting/Exhibits
\$26,800.00	Gilead Sciences, Inc.	Annual Meeting/Exhibits
\$7,300.00	GlaxoSmithKline	Annual Meeting/Exhibits
\$3,650.00	Glenmark Pharmaceuticals	Annual Meeting/Exhibits
\$3,350.00	Greenway	Annual Meeting/Exhibits
\$6,700.00	The Harvard Clinical Research Institute	Annual Meeting/Exhibits
\$3,650.00	Health Diagnostic Laboratory	Annual Meeting/Exhibits
\$3,350.00	HealthSTATS	Annual Meeting/Exhibits
\$3,650.00	Heart Rhythm Society Consulting Services	Annual Meeting/Exhibits
\$14,600.00	HeartWare Inc.	Annual Meeting/Exhibits
\$3,650.00	Henry Ford Health System	Annual Meeting/Exhibits
\$30,150.00	Hitachi Aloka Medical	Annual Meeting/Exhibits
\$6,700.00	HMP Communications	Annual Meeting/Exhibits
\$3,350.00	Hokanson	Annual Meeting/Exhibits
\$3,650.00	HRA Healthcare Research & Analytics	Annual Meeting/Exhibits
\$6,700.00	IEM	Annual Meeting/Exhibits
\$3,650.00	Indiana University Kelley School of Business	Annual Meeting/Exhibits
\$7,300.00	Infab Corporation	Annual Meeting/Exhibits
\$6,700.00	INFINITT North America	Annual Meeting/Exhibits
\$6,700.00	InfraReDx, Inc.	Annual Meeting/Exhibits
\$7,300.00	Intersocietal Accreditation Commission	Annual Meeting/Exhibits
\$3,350.00	iRhythm Technologies, Inc	Annual Meeting/Exhibits
\$3,650.00	Itamar Medical	Annual Meeting/Exhibits
\$3,350.00	The JAMA Network	Annual Meeting/Exhibits
\$83,750.00	Janssen Pharmaceuticals, Inc.	Annual Meeting/Exhibits
\$3,650.00	Jaypee Brothers Medical Publishers	Annual Meeting/Exhibits
\$3,650.00	Kaneka Pharma America LLC	Annual Meeting/Exhibits
\$32,850.00	Kowa Pharmaceuticals America Inc.	Annual Meeting/Exhibits
\$13,400.00	LifeWatch Services, Inc.	Annual Meeting/Exhibits

## Exhibits : Annual Meeting

\$13,400.00	Liposcience	Annual Meeting/Exhibits
\$13,400.00	LUMEDX	Annual Meeting/Exhibits
\$13,400.00	Mayo Clinic	Annual Meeting/Exhibits
\$3,350.00	McGraw-Hill Medical	Annual Meeting/Exhibits
\$40,200.00	McKesson	Annual Meeting/Exhibits
\$13,400.00	MedAxiom	Annual Meeting/Exhibits
\$3,350.00	Medical Physics Training, PLLC	Annual Meeting/Exhibits
\$3,650.00	Medical Positioning, Inc.	Annual Meeting/Exhibits
\$13,400.00	The Medicines Company	Annual Meeting/Exhibits
\$3,650.00	Medis Medical Imaging Systems	Annual Meeting/Exhibits
\$3,650.00	MediScripts	Annual Meeting/Exhibits
\$3,350.00	Mednet Healthcare Technologies, Inc.	Annual Meeting/Exhibits
\$21,900.00	Medstar Heart Institute	Annual Meeting/Exhibits
\$7,300.00	Medstreaming	Annual Meeting/Exhibits
\$80,400.00	Medtronic	Annual Meeting/Exhibits
\$120,600.00	Merck & Co., Inc.	Annual Meeting/Exhibits
\$13,400.00	Merge Healthcare	Annual Meeting/Exhibits
\$7,300.00	Merit Medical	Annual Meeting/Exhibits
\$6,700.00	Millar, Inc.	Annual Meeting/Exhibits
\$6,700.00	Mindray North America	Annual Meeting/Exhibits
\$36,500.00	Mortara Instrument, Inc.	Annual Meeting/Exhibits
\$3,650.00	National Death Index	Annual Meeting/Exhibits
\$10,050.00	NEJM Group	Annual Meeting/Exhibits
\$7,300.00	NextGen Healthcare	Annual Meeting/Exhibits
\$3,650.00	Nexus Clinical	Annual Meeting/Exhibits
\$13,400.00	Norav Medical	Annual Meeting/Exhibits
\$7,300.00	NorthEast Monitoring, Inc.	Annual Meeting/Exhibits
\$6,700.00	Northwestern Medicine	Annual Meeting/Exhibits
\$53,600.00	Novartis Pharmaceuticals Corporation	Annual Meeting/Exhibits
\$3,650.00	Novasom	Annual Meeting/Exhibits
\$3,650.00	OnePacs	Annual Meeting/Exhibits
\$6,700.00	Oxford University Press	Annual Meeting/Exhibits
\$7,300.00	Panasonic	Annual Meeting/Exhibits
\$3,650.00	Perceptive Software	Annual Meeting/Exhibits
\$120,600.00	Philips	Annual Meeting/Exhibits
\$3,350.00	Pie Medical Imaging, B.V	Annual Meeting/Exhibits
\$3,650.00	Pikeville Medical Center	Annual Meeting/Exhibits
\$3,650.00	Postgraduate Medicine	Annual Meeting/Exhibits
\$3,650.00	PracticeUpdate by Elsevier Inc.	Annual Meeting/Exhibits
\$3,650.00	Precision Image Analysis	Annual Meeting/Exhibits
\$3,650.00	Preventice	Annual Meeting/Exhibits
\$3,650.00	Progeny Software LLC	Annual Meeting/Exhibits
\$6,700.00	Pulse Medical	Annual Meeting/Exhibits
\$3,350.00	Quten Research Institute, LLC	Annual Meeting/Exhibits
\$3,650.00	RDL Reference Lab	Annual Meeting/Exhibits
\$13,400.00	Roche Diagnostics	Annual Meeting/Exhibits
\$3,650.00	Saint Luke's Mid America Heart Institute	Annual Meeting/Exhibits
\$3,650.00	SalesMaker Carts	Annual Meeting/Exhibits
\$51,100.00	Sanofi Regeneron	Annual Meeting/Exhibits
\$26,800.00	SCHILLER	Annual Meeting/Exhibits
\$26,800.00	Sclmage, Inc.	Annual Meeting/Exhibits
\$6,700.00	ScottCare Cardiovascular Solutions	Annual Meeting/Exhibits
\$7,300.00	ScribeAmerica, LLC	Annual Meeting/Exhibits
\$7,300.00	Shape Medical Systems, Inc.	Annual Meeting/Exhibits
\$160,800.00	Siemens Healthcare	Annual Meeting/Exhibits
\$3,350.00	Society for Vascular Ultrasound	Annual Meeting/Exhibits
\$3,650.00	Society of Cardiovascular Patient Care	Annual Meeting/Exhibits
\$7,300.00	Spacelabs Healthcare	Annual Meeting/Exhibits
\$3,650.00	Spartan Bioscience	Annual Meeting/Exhibits
\$3,350.00	Springer	Annual Meeting/Exhibits
\$80,400.00	St. Jude Medical	Annual Meeting/Exhibits
\$3,350.00	Summit Doppler/Wallach Surgical Devices	Annual Meeting/Exhibits
\$13,400.00	TeraRecon	Annual Meeting/Exhibits



**Exhibits : Annual Meeting**

\$53,600.00	Terumo Interventional Systems	Annual Meeting/Exhibits
\$7,300.00	Teva Pharmaceuticals Industries Ltd.	Annual Meeting/Exhibits
\$20,100.00	theheart.org/Medscape Cardiology	Annual Meeting/Exhibits
\$20,100.00	Thoratec Corporation	Annual Meeting/Exhibits
\$6,700.00	TIMI Study Group, Brigham & Women's Hospital	Annual Meeting/Exhibits
\$14,600.00	TomTec Corporation	Annual Meeting/Exhibits
\$120,600.00	Toshiba Medical Systems	Annual Meeting/Exhibits
\$3,350.00	Transgenomic, Inc.	Annual Meeting/Exhibits
\$3,350.00	TYRX Inc.	Annual Meeting/Exhibits
\$3,650.00	University of Tennessee Physician Executive MBA Program	Annual Meeting/Exhibits
\$6,700.00	Vascular Solutions	Annual Meeting/Exhibits
\$13,400.00	Vasomedical, Inc	Annual Meeting/Exhibits
\$7,300.00	VectraCor, Inc.	Annual Meeting/Exhibits
\$14,600.00	Volcano Corp	Annual Meeting/Exhibits
\$3,350.00	W.A. Baum Company	Annual Meeting/Exhibits
\$3,650.00	Wells Fargo Advisors LLC	Annual Meeting/Exhibits
\$6,700.00	Wiley	Annual Meeting/Exhibits
\$13,400.00	Wolters Kluwer Health	Annual Meeting/Exhibits
\$3,650.00	Worldwide Clinical Trials Holdings Inc	Annual Meeting/Exhibits
\$3,650.00	XDx, Inc.	Annual Meeting/Exhibits
\$3,350.00	Z-Medica LLC	Annual Meeting/Exhibits
\$20,100.00	ZOLL Medical	Annual Meeting/Exhibits

**Exhibits : Cardiovascular Board Review (Total Revenue \$1,500)**

\$1,500.00	Wolters Kluwer Health - Lippincott Williams & Wilkins	Cardiovascular Board Review
------------	---	-----------------------------

**Exhibits : Clinical Nuclear Cardio (Total Revenue \$4,700)**

\$2,500.00	Matrex Exhibits	Clinical Nuclear Cardio
\$2,200.00	ScImage, Inc.	Clinical Nuclear Cardio

**Exhibits : CV Conference @ Snowmass (Total Revenue \$15,000)**

\$3,000.00	Alere Home Monitoring	CV Conference @ Snowmass
\$3,000.00	Astrazeneca Pharmaceuticals LP	CV Conference @ Snowmass
\$3,000.00	eCardio Diagnostics	CV Conference @ Snowmass
\$3,000.00	HeartWare Inc.	CV Conference @ Snowmass
\$3,000.00	Pfizer Inc	CV Conference @ Snowmass

**Exhibits : NCDR Meetings (Total Revenue \$39,400)**

\$1,000.00	Accreditation for Cardiovascular Excellence	NCDR Meetings
\$2,925.00	ARMUS	NCDR Meetings
\$3,250.00	Axis Clinical Software, Inc.	NCDR Meetings
\$2,925.00	CardioPulse	NCDR Meetings
\$2,925.00	Cardiovascular Credentialing International (CCI)	NCDR Meetings
\$4,725.00	Cedaron Medical, Inc.	NCDR Meetings
\$3,475.00	GE Healthcare	NCDR Meetings
\$3,500.00	HCA Parkland Medical Center	NCDR Meetings
\$1,000.00	Health Outcomes Sciences, LLC	NCDR Meetings
\$3,250.00	Heartbase	NCDR Meetings
\$3,250.00	Lumedx	NCDR Meetings
\$3,250.00	Pranetheus Research, LLC	NCDR Meetings
\$2,925.00	Provation Medical, Inc.	NCDR Meetings
\$1,000.00	Society of Cardiovascular Patient Care	NCDR Meetings


**Exhibits : NY Cardiovascular Symposium (Total Revenue \$114,600)**

\$10,500.00	Amgen, Inc.	NY Cardiovascular Symposium
\$26,000.00	Astrazeneca Pharmaceuticals LP	NY Cardiovascular Symposium
\$10,500.00	Biosense Webster, Inc.	NY Cardiovascular Symposium
\$6,000.00	Boehringer Ingelheim Pharmaceuticals, Inc.	NY Cardiovascular Symposium
\$5,500.00	eCardio Diagnostics	NY Cardiovascular Symposium
\$9,000.00	Eli Lilly and Company	NY Cardiovascular Symposium
\$3,500.00	Elsevier Science	NY Cardiovascular Symposium
\$5,500.00	Genzyme Diagnostics	NY Cardiovascular Symposium
\$3,000.00	Health Diagnostic Laboratory	NY Cardiovascular Symposium
\$5,500.00	Janssen Scientific Affairs, LLC Division of Johnson & Johnson	NY Cardiovascular Symposium
\$7,000.00	Merck & Company	NY Cardiovascular Symposium
\$5,500.00	Phoenix Group Holdings, LLC	NY Cardiovascular Symposium
\$4,600.00	Scmage, Inc.	NY Cardiovascular Symposium
\$3,500.00	Vita-Mix Corporation	NY Cardiovascular Symposium
\$3,500.00	Wolters Kluwer Health - Lippincott Williams & Wilkins	NY Cardiovascular Symposium
\$5,500.00	ZOLL Medical Corporation	NY Cardiovascular Symposium

**Exhibits : Sports Cardiology (Total Revenue \$11,750)**

\$4,000.00	Boston Scientific Corporation	Sports Cardiology
\$3,000.00	Medtronic, Inc.	Sports Cardiology
\$1,750.00	Philips Healthcare	Sports Cardiology
\$3,000.00	ZOLL Medical Corporation	Sports Cardiology

## Exhibits Public Service




■ Annual Meeting	\$26,000	100.0%
Total:	\$26,000	100.0%

### Exhibits Public Service : Annual Meeting (Total Revenue \$26,000)

\$1,000.00	AACC	Annual Meeting/Exhibits
\$2,000.00	American College of Physicians / Annals of Internal Medicine	Annual Meeting/Exhibits
\$1,000.00	American Society Of Nuclear Cardiology	Annual Meeting/Exhibits
\$1,000.00	Amyloidosis Foundation	Annual Meeting/Exhibits
\$1,000.00	Certification Board of Cardiovascular Computed Tomography/Certification Board of Nuclear Cardiology	Annual Meeting/Exhibits
\$1,000.00	CRTonline.org	Annual Meeting/Exhibits
\$1,000.00	dms-service llc	Annual Meeting/Exhibits
\$1,000.00	Duke University	Annual Meeting/Exhibits
\$1,000.00	Heartbeat International	Annual Meeting/Exhibits
\$1,000.00	Hypertrophic Cardiomyopathy Association	Annual Meeting/Exhibits
\$1,000.00	John Welsh Cardiovascular Diagnostic Laboratory	Annual Meeting/Exhibits
\$1,000.00	Lipoprotein(a) Foundation	Annual Meeting/Exhibits
\$1,000.00	Mayo Clinic Self Study Tutorials in Cardiology	Annual Meeting/Exhibits
\$1,000.00	Mended Hearts, Inc.	Annual Meeting/Exhibits
\$1,000.00	Oldways	Annual Meeting/Exhibits
\$1,000.00	Physicians Committee for Responsible Medicine	Annual Meeting/Exhibits
\$1,000.00	Prague European Days of Internal Medicine	Annual Meeting/Exhibits
\$1,000.00	Puerto Rican Society of Cardiology/ACC Puerto Rico Chapter	Annual Meeting/Exhibits
\$1,000.00	Pulmonary Hypertension Association	Annual Meeting/Exhibits
\$1,000.00	Sister to Sister: Everyone Has a Heart Foundation	Annual Meeting/Exhibits
\$1,000.00	Society Of Cardiovascular Computed Tomography	Annual Meeting/Exhibits
\$1,000.00	StopAFib.org	Annual Meeting/Exhibits
\$1,000.00	US Food and Drug Administration Med Watch Program	Annual Meeting/Exhibits
\$1,000.00	WomenHeart: The National Coalition for Women with Heart Disease	Annual Meeting/Exhibits
\$1,000.00	World Heart Federation	Annual Meeting/Exhibits

## Exhibits-Liquid (Damages)




■ Annual Meeting	\$41,005	100.0%
Total:	\$41,005	100.0%

### Exhibits-Liquid (Damages) : Annual Meeting (Total Revenue \$41,005)

\$6,700.00	AirStrip Technologies	Annual Meeting/Exhibits
\$7,300.00	Ampronix, Inc.	Annual Meeting/Exhibits
\$3,650.00	Bard Medical	Annual Meeting/Exhibits
\$3,350.00	Bracco Diagnostics, Inc	Annual Meeting/Exhibits
\$3,650.00	Cleveland Clinic Abu Dhabi	Annual Meeting/Exhibits
\$3,650.00	Cookimedia-le Cardiologue	Annual Meeting/Exhibits
\$1,005.00	Cornerstone Therapeutics	Annual Meeting/Exhibits
\$3,350.00	INDEC Systems Inc.	Annual Meeting/Exhibits
\$3,350.00	Medical Management & Data Services	Annual Meeting/Exhibits
\$5,000.00	The Medicines Company	Annual Meeting/Exhibits

## ExpoSuites

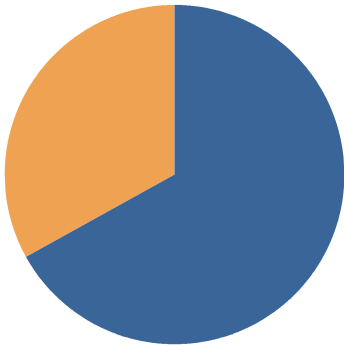


■ Annual Meeting	\$294,500	100.0%
Total:	\$294,500	100.0%

### ExpoSuites : Annual Meeting (Total Revenue \$294,500)

\$7,800.00	ABIOMED, Inc	Annual Meeting/Exhibits
\$4,000.00	ACIST Medical Systems/Bracco Diagnostics	Annual Meeting/Exhibits
\$4,000.00	Amarin Pharma Inc.	Annual Meeting/Exhibits
\$12,000.00	Amgen	Annual Meeting/Exhibits
\$24,000.00	AstraZeneca	Annual Meeting/Exhibits
\$16,000.00	Bard	Annual Meeting/Exhibits
\$4,000.00	Bayer HealthCare	Annual Meeting/Exhibits
\$16,000.00	Boehringer Ingelheim Pharmaceuticals, Inc.	Annual Meeting/Exhibits
\$24,000.00	Boston Scientific	Annual Meeting/Exhibits
\$24,000.00	Bristol-Myers Squibb/Pfizer Inc.	Annual Meeting/Exhibits
\$8,000.00	CardioDx, Inc.	Annual Meeting/Exhibits
\$20,000.00	Cardiovascular Systems, Inc.	Annual Meeting/Exhibits
\$31,200.00	Daiichi Sankyo	Annual Meeting/Exhibits
\$7,800.00	Daiichi Sankyo/Lilly	Annual Meeting/Exhibits
\$8,000.00	Edwards Lifesciences	Annual Meeting/Exhibits
\$7,800.00	Eisai	Annual Meeting/Exhibits
\$8,000.00	Heart Rhythm Society	Annual Meeting/Exhibits
\$8,000.00	HeartWare Inc.	Annual Meeting/Exhibits
\$3,900.00	InfraReDx, Inc.	Annual Meeting/Exhibits
\$8,000.00	Janssen Pharmaceuticals, Inc.	Annual Meeting/Exhibits
\$24,000.00	Medtronic	Annual Meeting/Exhibits
\$8,000.00	Sanofi Regeneron	Annual Meeting/Exhibits
\$4,000.00	Siemens Healthcare	Annual Meeting/Exhibits
\$4,000.00	Siemens Medical Solutions USA, Inc.	Annual Meeting/Exhibits
\$8,000.00	St. Jude Medical	Annual Meeting/Exhibits

## Federal Contracts



ACC/AHA NHLBI	\$40,000	67.1%
DELTA PCI	\$19,650	32.9%
Total:	\$59,650	100.0%

### Federal Contracts : ACC/AHA NHLBI (Total Revenue \$40,000)

\$40,000.00 American Institutes For Research (AIR)

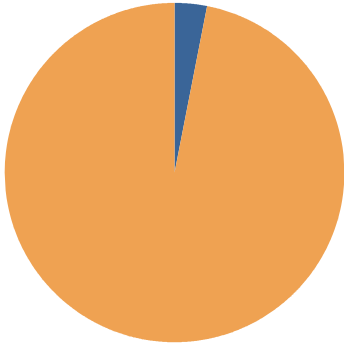
ACC/AHA NHLBI

### Federal Contracts : DELTA PCI (Total Revenue \$19,650)

\$19,650.14 FDA - Food and Drug Administration

DELTA PCI

## Fee-for-Service Revenue



■ CardioSurve	\$18,000	3.0%
■ Industry Training	\$581,200	97.0%
Total:	\$599,200	100.0%


### Fee-for-Service Revenue : CardioSurve (Total Revenue \$18,000)

\$18,000.00	Health Science Communications, LLC	CardioSurve
-------------	------------------------------------	-------------

### Fee-for-Service Revenue : Industry Training (Total Revenue \$581,200)

\$342,200.00	Bristol-Myers Squibb Company	Industry Training
\$139,000.00	Daichi Sankyo, Inc.	Industry Training
\$100,000.00	Novartis Pharmaceuticals Corporation	Industry Training

## General Sponsorship



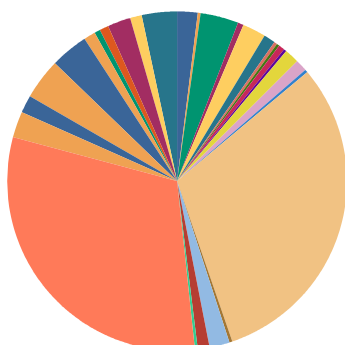
■ NCDR Restricted \$973,930 100.0%  
Total: \$973,930 100.0%

### General Sponsorship : NCDR Restricted (Total Revenue \$973,930)

\$150,000.00	Astrazeneca Pharmaceuticals LP	NCDR
\$548,930.00	Bristol-Myers Squibb Company	NCDR
\$275,000.00	Daiichi Sankyo, Inc.	NCDR



## Grants - CME/CE



ACC.xx Highlights - Chicago	\$60,000	2.0%
ACS Clinical Focus Session	\$10,000	0.3%
AFib Clinical Focus Session	\$100,000	3.4%
Aortic Stenosis Clinical Focus Session	\$7,500	0.3%
Aortic Stenosis Initiative	\$9,500	0.3%
Arrhythmia	\$69,000	2.3%
Cardiovascular Board Review	\$35,000	1.2%
Championing Care Benchmarking	\$9,500	0.3%
Championing Care Faculty Development	\$9,500	0.3%
Championing Care Programs	\$9,500	0.3%
Championing Care Web Tools	\$9,500	0.3%
Clinical Nuclear Cardio	\$40,000	1.3%
Core Curriculum for CCA CV Practitioners	\$34,500	1.2%
CV Conference @ Snowmass	\$10,000	0.3%
Education	\$920,516	30.9%
Heart of Women's Health	\$10,000	0.3%
Heart Valve Summit	\$57,500	1.9%
High Risk AS Clinical Focus Session	\$30,000	1.0%
ICE Initiative	\$10,705	0.4%
Income Pledged For Next Fiscal Year	\$918,000	30.8%
Interventional Board Review	\$2,000	0.1%
Lipids Clinical Focus Session	\$70,000	2.3%
Mitral Valve Regurgitation	\$50,000	1.7%
NY Cardiovascular Symposium	\$119,500	4.0%
NYCVS Precon	\$105,000	3.5%
Pulmonary Hypertension Clinical Focus Session	\$35,000	1.2%
Team-A Enduring Materials	\$15,000	0.5%
TEAM-A Faculty Development Pilot	\$27,621	0.9%
<b>Total:</b>	<b>\$2,981,786</b>	<b>100.0%</b>

### Grants - CME/CE : ACC.xx Highlights - Chicago (Total Revenue \$60,000)

\$50,000.00	Astrazeneca	ACC.xx Highlights - Chicago
\$10,000.00	Merck & Co., Inc.	ACC.xx Highlights - Chicago

### Grants - CME/CE : ACS Clinical Focus Session (Total Revenue \$10,000)

\$10,000.00	The Medicines Company	ACS Clinical Focus Session
-------------	-----------------------	----------------------------

### Grants - CME/CE : AFib Clinical Focus Session (Total Revenue \$100,000)

\$100,000.00	Bristol-Myers Squibb Company	AFib Clinical Focus Session
--------------	------------------------------	-----------------------------

### Grants - CME/CE : Aortic Stenosis Clinical Focus Session (Total Revenue \$7,500)

\$5,000.00	Medtronic, Inc.	Aortic Stenosis Clinical Focus Session
\$2,500.00	St. Jude Medical, Inc.	Aortic Stenosis Clinical Focus Session

### Grants - CME/CE : Aortic Stenosis Initiative (Total Revenue \$9,500)

\$5,000.00	Medtronic, Inc.	Aortic Stenosis Initiative
\$4,500.00	St. Jude Medical, Inc.	Aortic Stenosis Initiative

### Grants - CME/CE : Arrhythmia (Total Revenue \$69,000)

\$20,000.00	Biosense Webster, Inc.	Arrhythmia
\$10,000.00	Boston Scientific Corporation	Arrhythmia
\$10,000.00	Bristol-Myers Squibb Company	Arrhythmia
\$20,000.00	Daiichi Sankyo Company, Ltd.	Arrhythmia
\$5,000.00	Medtronic, Inc.	Arrhythmia
\$4,000.00	St. Jude Medical, Inc.	Arrhythmia

### Grants - CME/CE : Cardiovascular Board Review (Total Revenue \$35,000)

\$10,000.00	Astrazeneca	Cardiovascular Board Review
\$10,000.00	Daiichi Sankyo Company, Ltd.	Cardiovascular Board Review
\$5,000.00	Daiichi Sankyo, Inc. and Lilly USA, LLC	Cardiovascular Board Review
\$10,000.00	Medtronic, Inc.	Cardiovascular Board Review

### Grants - CME/CE : Championing Care Benchmarking (Total Revenue \$9,500)

\$5,000.00	Medtronic, Inc.	Championing Care Benchmarking
\$4,500.00	St. Jude Medical, Inc.	Championing Care Benchmarking

**Grants - CME/CE : Championing Care Faculty Development (Total Revenue \$9,500)**

\$5,000.00	Medtronic, Inc.	Championing Care Faculty Development
\$4,500.00	St. Jude Medical, Inc.	Championing Care Faculty Development

**Grants - CME/CE : Championing Care Programs (Total Revenue \$9,500)**

\$5,000.00	Medtronic, Inc.	Championing Care Programs
\$4,500.00	St. Jude Medical, Inc.	Championing Care Programs

**Grants - CME/CE : Championing Care Web Tools (Total Revenue \$9,500)**

\$5,000.00	Medtronic, Inc.	Championing Care Web Tools
\$4,500.00	St. Jude Medical, Inc.	Championing Care Web Tools

**Grants - CME/CE : Clinical Nuclear Cardio (Total Revenue \$40,000)**

\$20,000.00	Astellas Pharma US, Inc.	Clinical Nuclear Cardio
\$20,000.00	Bristol Myers Squibb/Pfizer	Clinical Nuclear Cardio

**Grants - CME/CE : Core Curriculum for CCA CV Practitioners (Total Revenue \$34,500)**

\$5,000.00	Actelion Pharmaceuticals US, Inc.	Core Curriculum for CCA CV Practitioners
\$5,000.00	Astellas Pharma US, Inc.	Core Curriculum for CCA CV Practitioners
\$10,000.00	Astrazeneca	Core Curriculum for CCA CV Practitioners
\$5,000.00	Boehringer Ingelheim Pharmaceuticals, Inc.	Core Curriculum for CCA CV Practitioners
\$5,000.00	Bristol-Myers Squibb/Pfizer	Core Curriculum for CCA CV Practitioners
\$1,000.00	GE Healthcare	Core Curriculum for CCA CV Practitioners
\$1,500.00	Medtronic, Inc.	Core Curriculum for CCA CV Practitioners
\$2,000.00	St. Jude Medical, Inc.	Core Curriculum for CCA CV Practitioners

**Grants - CME/CE : CV Conference @ Snowmass (Total Revenue \$10,000)**

\$5,000.00	The Medicines Company	CV Conference @ Snowmass
\$5,000.00	Medtronic, Inc.	CV Conference @ Snowmass

**Grants - CME/CE : Education (Total Revenue \$920,516)**

\$15,000.00	Amarin	ACC.14 - Prevention Learning Pathway & Prevention Pilot Program
\$150,000.00	Astellas Pharma US, Inc.	ACC.14 - Non Invasive Imaging & Standard ECG/Stress Testing Learning Pathways
\$100,000.00	Astrazeneca	ACC.14 - Prevention Learning Pathway & Prevention Pilot Program
\$10,000.00	Boston Scientific Corporation	ACC.14 - Arrhythmias and Clinical EP Learning Pathway
\$250,000.00	Boston Scientific Corporation	ACC.14 - TCT @ACC-i2 Invasive Cardiovascular Angiography and Intervention Learning Pathway
\$5,000.00	Bristol Myers Squibb/Pfizer	ACC.14 - Arrhythmias and Clinical EP Learning Pathway
\$5,000.00	Bristol Myers Squibb/Pfizer	ACC.14 - Pulmonary Hypertension and VTE Learning Pathway
\$62,016.15	California Academy of Family Physicians	Team A
\$20,000.00	Cordis Corporation	ACC.14 - Vascular Medicine Learning Pathway
\$30,000.00	Daiichi Sankyo Company, Ltd.	ACC.14 - Prevention Learning Pathway & Prevention Pilot Program
\$10,000.00	Daiichi Sankyo, Inc. and Lilly USA, LLC	ACC.14 - TCT @ACC-i2 Invasive Cardiovascular Angiography and Intervention Learning Pathway
\$50,000.00	Eisai Inc.	ACC.14 - Prevention Learning Pathway & Prevention Pilot Program
\$10,000.00	Eli Lilly and Company	ACC.14 - Prevention Learning Pathway & Prevention Pilot Program
\$1,000.00	GE Healthcare	ACC.14 - Non Invasive Imaging & Standard ECG/Stress Testing Learning Pathways
\$100,000.00	Gilead Sciences, Inc	ACC.14 - Stable Ischemic Heart Disease Learning Pathway
\$20,000.00	The Medicines Company	ACC.14 - Acute Coronary Syndromes Learning Pathway
\$5,000.00	The Medicines Company	ACC.14 - Prevention Learning Pathway & Prevention Pilot Program
\$20,000.00	Medtronic, Inc.	ACC.14 - Valvular Heart Disease Learning Pathway
\$17,500.00	Merck & Co., Inc.	Educational Program
\$25,000.00	Pfizer Inc.	ACC.14 - Prevention Learning Pathway & Prevention Pilot Program
\$10,000.00	Society For Vascular Ultrasound	ACC.14 - Vascular Medicine Learning Pathway
\$5,000.00	United Therapeutics Corporation	ACC.14 - Pulmonary Hypertension and VTE Learning Pathway

**Grants - CME/CE : Heart of Women's Health (Total Revenue \$10,000)**

\$5,000.00	Astellas Pharma US, Inc.	Heart of Women's Health
\$5,000.00	Merck & Co., Inc.	Heart of Women's Health

**Grants - CME/CE : Heart Valve Summit (Total Revenue \$57,500)**

\$15,000.00	Abbott Vascular	Heart Valve Summit
\$2,500.00	Boston Scientific Corporation	Heart Valve Summit
\$25,000.00	Edwards Lifesciences	Heart Valve Summit
\$10,000.00	Medtronic, Inc.	Heart Valve Summit
\$5,000.00	St. Jude Medical, Inc.	Heart Valve Summit

**Grants - CME/CE : High Risk AS Clinical Focus Session (Total Revenue \$30,000)**

\$30,000.00	Amgen, Inc.	High Risk AS Clinical Focus Session
-------------	-------------	-------------------------------------

**Grants - CME/CE : ICE Initiative (Total Revenue \$10,705)**

\$3,125.00	California Academy of Family Physicians	ICE Initiative
\$1,440.00	CME Enterprise	ICE Initiative
\$6,140.07	Interstate Postgraduate Medical Association	ICE Initiative

**Grants - CME/CE : Income Pledged For Next Fiscal Year (Total Revenue \$918,000)**

\$145,000.00	Abbott Laboratories	Heart Failure Project
\$20,000.00	Abbott Vascular	ACC.15 - Acute Coronary Syndromes Learning Pathway
\$20,000.00	Abbott Vascular	ACC.15 - Heart Failure and Cardiomyopathies Learning Pathway
\$200,000.00	Abbott Vascular	ACC.15 - TCT @ACC-i2 Invasive Cardiovascular Angiography and Intervention Learning Pathway
\$20,000.00	Abbott Vascular	ACC.15 - Valvular Heart Disease Learning Pathway
\$125,000.00	Abbott Vascular	Aortic Stenosis Clinical Focus Session
\$75,000.00	Actelion Pharmaceuticals US, Inc.	PHVT - Clinical Focus Session at ACC.15
\$50,000.00	Astrazeneca	ACC. 15 Lipids - Clinical Focus Session at ACC.15
\$100,000.00	Astrazeneca	ACC.15 - Acute Coronary Syndromes Learning Pathway
\$3,000.00	Boston Scientific Corporation	CV Conference @ Snowmass
\$25,000.00	Daiichi Sankyo Company, Ltd.	AFib Clinical Focus Session
\$15,000.00	Eli Lilly and Company	Educational Program
\$10,000.00	Eli Lilly and Company	Lipids Clinical Focus Session
\$60,000.00	Gilead Sciences, Inc	Chronic Angina Clinical Community on Cardiosource
\$15,000.00	Lehigh Valley Health Network	ACC.15 Heart Songs Learning Lab
\$30,000.00	Medtronic, Inc.	ACC.15 - Valvular Heart Disease Learning Pathway
\$5,000.00	Medtronic, Inc.	CV Conference @ Snowmass

**Grants - CME/CE : Interventional Board Review (Total Revenue \$2,000)**

\$2,000.00	St. Jude Medical, Inc.	Interventional Board Review
------------	------------------------	-----------------------------

**Grants - CME/CE : Lipids Clinical Focus Session (Total Revenue \$70,000)**

\$25,000.00	Aegerion Pharmaceuticals	Lipids Clinical Focus Session
\$30,000.00	Amgen, Inc.	Lipids Clinical Focus Session
\$10,000.00	Eli Lilly and Company	Lipids Clinical Focus Session
\$5,000.00	The Medicines Company	Lipids Clinical Focus Session

**Grants - CME/CE : Mitral Valve Regurgitation (Total Revenue \$50,000)**

\$50,000.00	Abbott Laboratories	Mitral Valve Regurgitation
-------------	---------------------	----------------------------

**Grants - CME/CE : NY Cardiovascular Symposium (Total Revenue \$119,500)**

\$10,000.00	Abbott Laboratories	NY Cardiovascular Symposium
\$5,000.00	Actelion Pharmaceuticals US, Inc.	NY Cardiovascular Symposium
\$15,000.00	Amgen, Inc.	NY Cardiovascular Symposium
\$15,000.00	Astrazeneca	NY Cardiovascular Symposium
\$14,999.81	Boehringer Ingelheim Pharmaceuticals, Inc.	NY Cardiovascular Symposium
\$6,500.00	Boston Scientific Corporation	NY Cardiovascular Symposium
\$5,000.00	Bristol-Myers Squibb Company	NY Cardiovascular Symposium
\$3,000.00	Daiichi Sankyo Company, Ltd.	NY Cardiovascular Symposium
\$12,500.00	Daiichi Sankyo, Inc. and Lilly USA, LLC	NY Cardiovascular Symposium
\$5,000.00	The Medicines Company	NY Cardiovascular Symposium
\$10,000.00	Merck & Co., Inc.	NY Cardiovascular Symposium
\$15,000.00	Sanofi-Aventis	NY Cardiovascular Symposium
\$2,500.00	Thoratec Corporation	NY Cardiovascular Symposium

**Grants - CME/CE : NYCVS Precon (Total Revenue \$105,000)**

\$30,000.00	Amgen, Inc.	NYCVS Precon
\$25,000.00	Astrazeneca	NYCVS Precon
\$50,000.00	Sanofi-Aventis	NYCVS Precon

**Grants - CME/CE : Pulmonary Hypertension Clinical Focus Session (Total Revenue \$35,000)**

\$10,000.00	Bristol Myers Squibb/Pfizer	Pulmonary Hypertension Clinical Focus Session
\$25,000.00	Daiichi Sankyo Company, Ltd.	Pulmonary Hypertension Clinical Focus Session

**Grants - CME/CE : Team-A Enduring Materials (Total Revenue \$15,000)**

\$15,000.00	California Academy of Family Physicians	Team-A Enduring Materials
-------------	---	---------------------------

**Grants - CME/CE : TEAM-A Faculty Development Pilot (Total Revenue \$27,621)**

\$12,555.00	Abbott	TEAM-A Faculty Development Pilot
\$15,066.00	California Academy of Family Physicians	TEAM-A Faculty Development Pilot

**Grants - CME/CE : Team-A Interactive Cases (Total Revenue \$68,925)**

\$68,925.00 California Academy of Family Physicians Team-A Interactive Cases

---

**Grants - CME/CE : TEAM-A MOC Part II (Total Revenue \$27,242)**

\$27,241.66 California Academy of Family Physicians TEAM-A MOC Part II

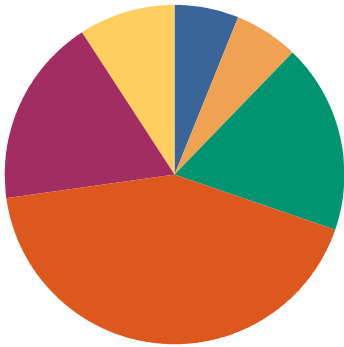
---

**Grants - CME/CE : Team-A Performance Improvement (Total Revenue \$101,277)**

\$101,277.00 California Academy of Family Physicians Team-A Performance Improvement

---

## Grants - Non CME/CE



2014 Cardiovascular Team Section Dinner	\$25,250	6.1%
Educational Program	\$25,000	6.1%
Griatric Cardiology Cirriculum	\$75,000	18.2%
Income Pledged For Next Fiscal Year	\$175,000	42.4%
NCDR Restricted	\$75,000	18.2%
PVLARC	\$37,500	9.1%
<b>Total:</b>	<b>\$412,750</b>	<b>100.0%</b>

### Grants - Non CME/CE : 2014 Cardiovascular Team Section Dinner (Total Revenue \$25,250)

\$25,250.00	Gilead Sciences, Inc	2014 Cardiovascular Team Section Dinner
-------------	----------------------	---

### Grants - Non CME/CE : Educational Program (Total Revenue \$25,000)

\$25,000.00	George F & Ann Harris Bellows Foundation	Educational Program
-------------	--	---------------------

### Grants - Non CME/CE : Griatric Cardiology Cirriculum (Total Revenue \$75,000)

\$75,000.00	Pfizer Inc	Griatric Cardiology Cirriculum
-------------	------------	--------------------------------

### Grants - Non CME/CE : Income Pledged For Next Fiscal Year (Total Revenue \$175,000)

\$75,000.00	Edwards Lifesciences Corporation	Educational Program
\$100,000.00	Indiana University Health	Sports Cardiology

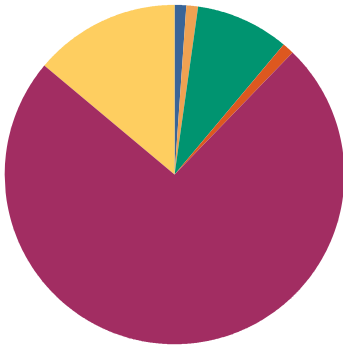
### Grants - Non CME/CE : NCDR Restricted (Total Revenue \$75,000)

\$75,000.00	Aegerion Pharmaceuticals	Homozygous Familial Hypercholesterolemia - Clinical Topic Collection
-------------	--------------------------	--

### Grants - Non CME/CE : PVLARC (Total Revenue \$37,500)

\$12,500.00	Philips Medical	PVLARC
\$25,000.00	Sorin Group	PVLARC

## Grants- Federal



DELTA PCI	\$9,574	1.2%
Industry Training	\$9,806	1.2%
PEER QI	\$74,160	8.9%
Shared Decision Making	\$7,447	0.9%
SmartCare Grant	\$614,933	73.9%
Survival from Acute Myocardial Infarction (SAMI)	\$116,385	14.0%
<b>Total:</b>	<b>\$832,305</b>	<b>100.0%</b>

### Grants- Federal : DELTA PCI (Total Revenue \$9,574)

\$9,574.00	FDA - Food and Drug Administration	DELTA PCI
------------	------------------------------------	-----------

### Grants- Federal : Industry Training (Total Revenue \$9,806)

\$9,806.00	NIH - National Institutes of Health	Yale BP CathPCI
------------	-------------------------------------	-----------------

### Grants- Federal : PEER QI (Total Revenue \$74,160)

\$74,160.30	AHRQ - Agency for Healthcare and Research Quality	PEER QI
-------------	---	---------

### Grants- Federal : Shared Decision Making (Total Revenue \$7,447)

\$7,447.23	AHRQ - Agency for Healthcare and Research Quality	Shared Decision Making
------------	---	------------------------

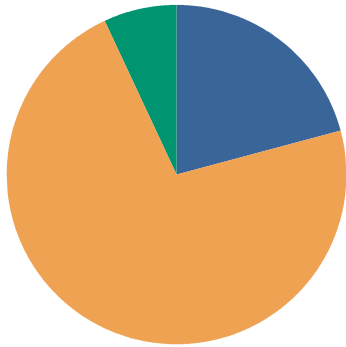
### Grants- Federal : SmartCare Grant (Total Revenue \$614,933)

\$614,933.15	CMS - Centers For Medicare & Medicaid Services	SmartCare Grant
--------------	--	-----------------

### Grants- Federal : Survival from Acute Myocardial Infarction (SAMI) (Total Revenue \$116,385)

\$116,384.54	AHRQ - Agency for Healthcare and Research Quality	Survival from Acute Myocardial Infarction (SAMI)
--------------	---	--

## Grants- Other



Bridging the Divide	\$25,718	20.7%
Cardiosource Management	\$90,000	72.5%
QI Tools	\$8,473	6.8%
<b>Total:</b>	<b>\$124,191</b>	<b>100.0%</b>

### Grants- Other : Bridging the Divide (Total Revenue \$25,718)

\$25,718.22	Christiana Care Health System	Bridging the Divide
-------------	-------------------------------	---------------------

### Grants- Other : Cardiosource Management (Total Revenue \$90,000)


\$90,000.00	Gilead Sciences, Inc	Cardiosource Management
-------------	----------------------	-------------------------

### Grants- Other : QI Tools (Total Revenue \$8,473)

\$8,472.52	Duke University	QI Tools
------------	-----------------	----------



## Industry Expert Theater

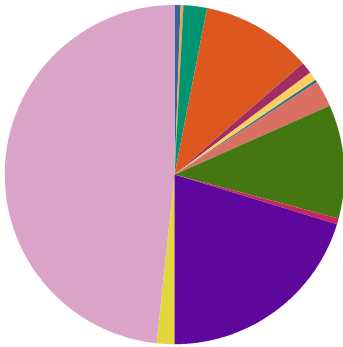


■ Annual Meeting	\$434,000	100.0%
Total:	\$434,000	100.0%

### Industry Expert Theater : Annual Meeting (Total Revenue \$434,000)

\$12,500.00	Adelphia Communications NY	Annual Meeting/Exhibits
\$50,500.00	Amgen, Inc.	Annual Meeting/Exhibits
\$34,000.00	Astrazeneca Pharmaceuticals LP	Annual Meeting/Exhibits
\$12,500.00	Bard Peripheral Vascular	Annual Meeting/Exhibits
\$36,000.00	Boehringer Ingelheim Pharmaceuticals, Inc.	Annual Meeting/Exhibits
\$38,000.00	Daichi Sankyo, Inc.	Annual Meeting/Exhibits
\$12,500.00	Eisai Inc.	Annual Meeting/Exhibits
\$80,500.00	Janssen Scientific Affairs, LLC Division of Johnson & Johnson	Annual Meeting/Exhibits
\$36,000.00	Novartis Pharmaceuticals Corporation	Annual Meeting/Exhibits
\$25,000.00	Roche Diagnostics	Annual Meeting/Exhibits
\$12,500.00	Sanofi-Aventis	Annual Meeting/Exhibits
\$50,000.00	Terumo Medical Corporation	Annual Meeting/Exhibits
\$34,000.00	ZOLL Medical Corporation	Annual Meeting/Exhibits

## NCDR Custom Services



NCDR ACTION	\$46,500	0.6%
NCDR ACTION Registry	\$29,800	0.4%
NCDR ACTION Research	\$162,100	2.1%
NCDR CathPCI Analytic Reporting Services	\$830,107	10.5%
NCDR CathPCI Research	\$97,000	1.2%
NCDR ICD Analytic Reporting Services	\$48,600	0.6%
NCDR ICD Research	\$29,600	0.4%
NCDR TAVI ARS	\$195,799	2.5%
NCDR Tavi Research	\$850,000	10.8%
PC3	\$50,000	0.6%
PINNACLE Diabetes Registry	\$1,600,000	20.3%
PINNACLE India	\$116,740	1.5%
PINNACLE Registry	\$3,812,809	48.5%
<b>Total:</b>	<b>\$7,869,056</b>	<b>100.0%</b>

### NCDR Custom Services : NCDR ACTION (Total Revenue \$46,500)

\$22,500.00	Community Health Systems	NCDR ACTION
\$22,500.00	Hospital Corporation of America (HCA)Clinical Services Group	NCDR ACTION
\$1,000.00	ImageTrend, Inc	NCDR ACTION
\$500.00	Maryland Health Care Commission	NCDR ACTION

### NCDR Custom Services : NCDR ACTION Registry (Total Revenue \$29,800)

\$29,800.00	Duke Clinical Research Institute	NCDR ACTION Registry
-------------	----------------------------------	----------------------

### NCDR Custom Services : NCDR ACTION Research (Total Revenue \$162,100)

\$162,100.00	Astrazeneca Pharmaceuticals LP	NCDR ACTION Research
--------------	--------------------------------	----------------------

### NCDR Custom Services : NCDR CathPCI Analytic Reporting Services (Total Revenue \$830,107)

\$335,000.00	Anthem Blue Cross and Blue Shield	NCDR CathPCI Analytic Reporting Services
\$87,000.00	Catholic Health Initiatives	NCDR CathPCI Analytic Reporting Services
\$50,625.00	Community Health Systems	NCDR CathPCI Analytic Reporting Services
\$70,625.00	Hospital Corporation of America (HCA)Clinical Services Group	NCDR CathPCI Analytic Reporting Services
\$500.00	Iowa Heart Center, P.C.	NCDR CathPCI Analytic Reporting Services
\$20,177.15	Kaiser Foundation HospitalSurgical Outcomes & Analysis	NCDR CathPCI Analytic Reporting Services
\$500.00	Maryland Health Care Commission	NCDR CathPCI Analytic Reporting Services
\$187,980.00	United Healthcare Services	NCDR CathPCI Analytic Reporting Services
\$40,800.00	University of Michigan Hospitals and Health Centers	NCDR CathPCI Analytic Reporting Services
\$36,900.00	West Virginia Medical Institute	NCDR CathPCI Analytic Reporting Services

### NCDR Custom Services : NCDR CathPCI Research (Total Revenue \$97,000)

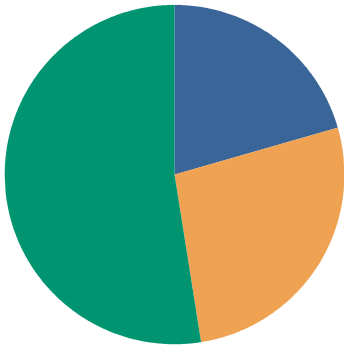
\$40,000.00	The Medicines Company	NCDR CathPCI Research
\$35,000.00	Medtronic, Inc.	NCDR CathPCI Research
\$1,000.00	University of Wisconsin Hospital & Clinics	NCDR CathPCI Research
\$21,000.00	Volcano Corporation	NCDR CathPCI Research

### NCDR Custom Services : NCDR ICD Analytic Reporting Services (Total Revenue \$48,600)

\$22,500.00	Community Health Systems	NCDR ICD Analytic Reporting Services
\$22,500.00	Hospital Corporation of America (HCA)Clinical Services Group	NCDR ICD Analytic Reporting Services
\$3,600.00	Kaiser Foundation HospitalSurgical Outcomes & Analysis	NCDR ICD Analytic Reporting Services

<b>NCDR Custom Services : NCDR ICD Research (Total Revenue \$29,600)</b>		
\$29,600.00	PPD Development LLC	NCDR ICD Research
<b>NCDR Custom Services : NCDR TAVI ARS (Total Revenue \$195,799)</b>		
\$195,799.00	Abbott Vascular	NCDR TAVI ARS
<b>NCDR Custom Services : NCDR Tavi Research (Total Revenue \$850,000)</b>		
\$300,000.00	Edwards Lifesciences Corporation	NCDR Tavi Research
\$550,000.00	Medtronic, Inc.	NCDR Tavi Research
<b>NCDR Custom Services : PC3 (Total Revenue \$50,000)</b>		
\$50,000.00	Novartis Pharmaceuticals Corporation	PC3
<b>NCDR Custom Services : PINNACLE Diabetes Registry (Total Revenue \$1,600,000)</b>		
\$1,600,000.00	Astrazeneca Pharmaceuticals LP	PINNACLE Diabetes Registry
<b>NCDR Custom Services : PINNACLE India (Total Revenue \$116,740)</b>		
\$116,740.00	Bristol-Myers Squibb Company	PINNACLE India
<b>NCDR Custom Services : PINNACLE Registry (Total Revenue \$3,812,809)</b>		
\$259,920.00	Amgen, Inc.	PINNACLE Registry
\$162,100.00	Astrazeneca Pharmaceuticals LP	PINNACLE Registry
\$2,914,719.35	Bristol-Myers Squibb Company	PINNACLE Registry
\$45,400.00	PPD Development LLC	PINNACLE Registry
\$180,670.00	Saint Luke's Hospital	PINNACLE Registry
\$250,000.00	Sanofi-Aventis Recherche & Development	PINNACLE Registry

## NCDR Research



NCDR ACTION	\$37,500	20.6%
NCDR ICD Research	\$48,750	26.8%
PINNACLE Registry	\$95,642	52.6%
<b>Total:</b>	<b>\$181,892</b>	<b>100.0%</b>

### NCDR Research : NCDR ACTION (Total Revenue \$37,500)

\$20,000.00	Department of State Health Services	NCDR ACTION
\$17,500.00	Mississippi State Department of Health	NCDR ACTION

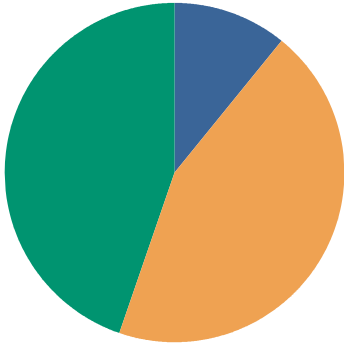
### NCDR Research : NCDR ICD Research (Total Revenue \$48,750)

\$48,750.00	Food and Drug Administration	NCDR ICD Research
-------------	------------------------------	-------------------

### NCDR Research : PINNACLE Registry (Total Revenue \$95,642)

\$95,641.99	Food and Drug Administration	PINNACLE Registry
-------------	------------------------------	-------------------

## NCDR Research-Pharma/Device



NCDR ICD Analytic Reporting Services	\$74,879	10.9%
NCDR ICD Research	\$304,945	44.4%
NCDR TAVI ARS	\$306,500	44.7%
<b>Total:</b>	<b>\$686,324</b>	<b>100.0%</b>

### NCDR Research-Pharma/Device : NCDR ICD Analytic Reporting Services (Total Revenue \$74,879)

\$74,879.00	Division of Financial OperationsDHHS, CMS, OFM, AMG	NCDR ICD Analytic Reporting Services
-------------	---	--------------------------------------

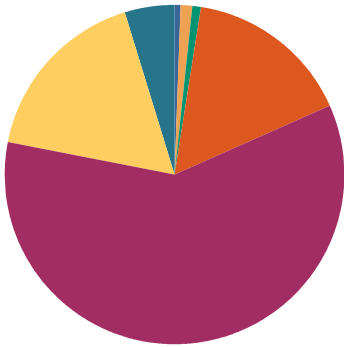
### NCDR Research-Pharma/Device : NCDR ICD Research (Total Revenue \$304,945)

\$304,945.00	Boston Scientific Corporation	NCDR ICD Research
--------------	-------------------------------	-------------------

### NCDR Research-Pharma/Device : NCDR TAVI ARS (Total Revenue \$306,500)

\$306,500.00	Edwards Lifesciences Corporation	NCDR TAVI ARS
--------------	----------------------------------	---------------

## NCDR Vendor Distribution Fee



Board of Governors (BOG)	\$10,000	0.7%
Clinical Committees	\$15,625	1.0%
Mailing List	\$10,000	0.7%
NCDR ACTION Registry	\$238,550	15.9%
NCDR CATHPCI REGISTRY	\$898,850	59.9%
NCDR ICD Registry	\$258,200	17.2%
NCDR IMPACT Registry	\$69,750	4.6%
<b>Total:</b>	<b>\$1,500,975</b>	<b>100.0%</b>

### NCDR Vendor Distribution Fee : Board of Governors (BOG) (Total Revenue \$10,000)

\$10,000.00	ZHealth Publishing	Board of Governors (BOG)
-------------	--------------------	--------------------------

### NCDR Vendor Distribution Fee : Clinical Committees (Total Revenue \$15,625)

\$15,625.00	Lumedx	Clinical Committees
-------------	--------	---------------------

### NCDR Vendor Distribution Fee : Mailing List (Total Revenue \$10,000)

\$10,000.00	Axis Clinical Software, Inc.	NCDR CARE Registry
-------------	------------------------------	--------------------

### NCDR Vendor Distribution Fee : NCDR ACTION Registry (Total Revenue \$238,550)

\$17,400.00	ARMUS	NCDR ACTION Registry
\$4,725.00	Axis Clinical Software, Inc.	NCDR ACTION Registry
\$45,500.00	Cedaron Medical, Inc.	NCDR ACTION Registry
\$16,200.00	Heartbase	NCDR ACTION Registry
\$10,849.99	Intelligent Business Solutions, Inc./CAOS	NCDR ACTION Registry
\$101,875.00	Lumedx	NCDR ACTION Registry
\$5,000.00	Navion Healthcare Solutions	NCDR ACTION Registry
\$37,000.00	Quintiles (previously Outcome Sciences)	NCDR ACTION Registry

**NCDR Vendor Distribution Fee : NCDR CATHPCI REGISTRY (Total Revenue \$898,850)**

\$34,075.00	ARMUS	NCDR CATHPCI REGISTRY
\$51,300.00	Axis Clinical Software, Inc.	NCDR CATHPCI REGISTRY
\$157,825.00	Cedaron Medical, Inc.	NCDR CATHPCI REGISTRY
\$5,500.00	Cerner Corporation	NCDR CATHPCI REGISTRY
\$24,000.00	Epic System Corporation	NCDR CATHPCI REGISTRY
\$120,150.00	GE Medical SystemsInformation Technology	NCDR CATHPCI REGISTRY
\$36,425.00	Goodroe Healthcare Solutions, LLC	NCDR CATHPCI REGISTRY
\$43,200.00	Heartbase	NCDR CATHPCI REGISTRY
\$24,025.00	Intelligent Business Solutions, Inc./CAOS	NCDR CATHPCI REGISTRY
\$8,200.00	Juniper Consulting Group Tenfold Corp	NCDR CATHPCI REGISTRY
\$252,500.00	Lumedx	NCDR CATHPCI REGISTRY
\$29,600.00	Medical Dynamics	NCDR CATHPCI REGISTRY
\$30,000.00	Merge Healthcare (formerly AMICAS Camtronics Medical Systems)	NCDR CATHPCI REGISTRY
\$5,500.00	Navion Healthcare Solutions	NCDR CATHPCI REGISTRY
\$5,500.00	Provation Medical, Inc.	NCDR CATHPCI REGISTRY
\$40,300.00	Quantros, Inc	NCDR CATHPCI REGISTRY
\$5,500.00	Softlink International Inc.	NCDR CATHPCI REGISTRY
\$10,250.00	Velos, Inc.	NCDR CATHPCI REGISTRY
\$15,000.00	ZHealth Publishing	NCDR CATHPCI REGISTRY

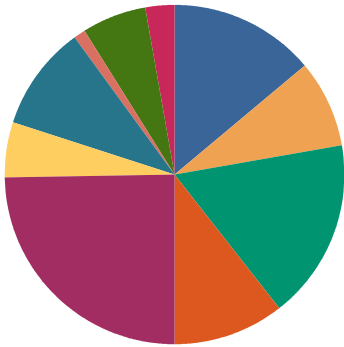
**NCDR Vendor Distribution Fee : NCDR ICD Registry (Total Revenue \$258,200)**

\$18,125.00	ARMUS	NCDR ICD Registry
\$25,650.00	Axis Clinical Software, Inc.	NCDR ICD Registry
\$49,950.00	Cedaron Medical, Inc.	NCDR ICD Registry
\$22,275.00	GE Medical SystemsInformation Technology	NCDR ICD Registry
\$22,950.00	Heartbase	NCDR ICD Registry
\$10,075.01	Intelligent Business Solutions, Inc./CAOS	NCDR ICD Registry
\$8,200.00	Juniper Consulting Group Tenfold Corp	NCDR ICD Registry
\$96,875.00	Lumedx	NCDR ICD Registry
\$4,100.00	Velos, Inc.	NCDR ICD Registry

**NCDR Vendor Distribution Fee : NCDR IMPACT Registry (Total Revenue \$69,750)**

\$11,000.00	CardioAccess, Inc	NCDR IMPACT Registry
\$2,500.00	Lumedx	NCDR IMPACT Registry
\$10,000.00	Mayo Clinic- St. Mary's Hospital	NCDR IMPACT Registry
\$46,250.00	Scientific Software Solutions, Inc.	NCDR IMPACT Registry

## Promotional Contribution



Ann Mtg/Tech Services	\$503,000	13.9%
Annual Meeting	\$305,250	8.4%
Annual Meeting/On-Site	\$621,960	17.2%
Anti-Coagulation Initiatives	\$375,000	10.4%
CardioSmart	\$900,000	24.9%
CardioSurve	\$191,250	5.3%
Community Outreach Event	\$359,938	9.9%
Geriatric Section	\$37,500	1.0%
NCDR Restricted	\$225,000	6.2%
PINNACLE Registry	\$100,000	2.8%
<b>Total:</b>	<b>\$3,618,897</b>	<b>100.0%</b>

### Promotional Contribution : Ann Mtg/Tech Services (Total Revenue \$503,000)

\$45,000.00	Amgen	Ann Mtg/Tech Services
\$20,000.00	AstraZeneca	Ann Mtg/Tech Services
\$20,000.00	C. R. Bard	Ann Mtg/Tech Services
\$10,000.00	Corindus Vascular Robotics	Ann Mtg/Tech Services
\$348,000.00	Merck & Co., Inc.	Ann Mtg/Tech Services
\$10,000.00	Pfizer Inc.	Ann Mtg/Tech Services
\$10,000.00	Sclmage, Inc.	Ann Mtg/Tech Services
\$40,000.00	ZOLL Medical Corporation	Ann Mtg/Tech Services

### Promotional Contribution : Annual Meeting (Total Revenue \$305,250)

\$36,250.00	Aegerion	Annual Meeting
\$550.00	AF Symposium	Annual Meeting
\$150,000.00	AstraZeneca	Annual Meeting
\$550.00	CareCloud	Annual Meeting
\$1,250.00	Cerner Corporation	Annual Meeting
\$1,250.00	Gilead Sciences, Inc.	Annual Meeting
\$1,250.00	MediScripts	Annual Meeting
\$550.00	Medstar Heart Institute	Annual Meeting
\$50,000.00	Medtronic	Annual Meeting
\$1,250.00	OnePacs	Annual Meeting
\$1,250.00	Philips Healthcare	Annual Meeting
\$55,000.00	Sanofi	Annual Meeting
\$550.00	Society for Vascular Ultrasound	Annual Meeting
\$550.00	Worldwide Clinical Trials Holdings Inc	Annual Meeting
\$5,000.00	ZOLL Medical Corporation	Annual Meeting



**Promotional Contribution : Annual Meeting/On-Site (Total Revenue \$621,960)**

\$65,000.00	Abbott Vascular	Annual Meeting
\$35,000.00	Actelion Pharmaceuticals US, Inc.	Annual Meeting
\$63,800.00	Amgen	Annual Meeting
\$38,500.00	AstraZeneca	Annual Meeting
\$114,400.00	Cardiovascular Systems, Inc.	Annual Meeting
\$25,000.00	Covis Pharmaceuticals	Annual Meeting
\$100,000.00	Janssen Pharmaceutical Companies of Johnson & Johnson	Annual Meeting
\$17,500.00	McKesson Corporation	Annual Meeting
\$91,000.00	Medtronic	Annual Meeting
\$25,000.00	Novartis Pharmaceuticals Corporation	Annual Meeting
\$7,759.84	Summit Group LLC	Annual Meeting
\$39,000.00	Toshiba Medical Systems	Annual Meeting

**Promotional Contribution : Anti-Coagulation Initiatives (Total Revenue \$375,000)**

\$375,000.00	Janssen Scientific Affairs, LLC Division of Johnson & Johnson	Anti-Coagulation Initiatives
--------------	---	------------------------------

**Promotional Contribution : CardioSmart (Total Revenue \$900,000)**

\$900,000.00	The Coca-Cola Company	CardioSmart
--------------	-----------------------	-------------

**Promotional Contribution : CardioSurve (Total Revenue \$191,250)**

\$191,250.00	Novartis Pharmaceuticals Corporation	CardioSurve
--------------	--------------------------------------	-------------

**Promotional Contribution : Community Outreach Event (Total Revenue \$359,938)**

\$190,000.00	Boehringer Ingelheim Pharmaceuticals, Inc.	Community Outreach Event
\$144,937.50	Gilead Sciences, Inc	Community Outreach Event
\$25,000.00	GlaxoSmithKline	Community Outreach Event

**Promotional Contribution : Geriatric Section (Total Revenue \$37,500)**

\$37,500.00	Alliance For Academic Internal Medicine	Geriatric Section
-------------	---	-------------------


**Promotional Contribution : NCDR Restricted (Total Revenue \$225,000)**

\$150,000.00	Boehringer Ingelheim Pharmaceuticals, Inc.	NCDR
\$75,000.00	Resmed Additional funding:	NCDR

**Promotional Contribution : PINNACLE Registry (Total Revenue \$100,000)**

\$100,000.00	Boehringer Ingelheim Pharmaceuticals, Inc.	PINNACLE Registry
--------------	--	-------------------

## Rental /Mailing List



■ Mailing List	\$253,311	100.0%
Total:	\$253,311	100.0%

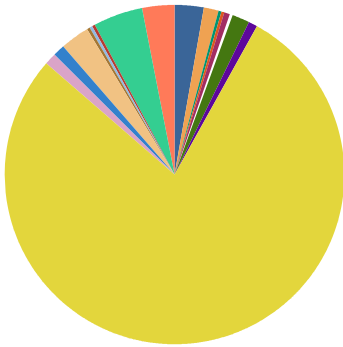
### Rental /Mailing List : Mailing List (Total Revenue \$253,311)

\$253,310.77 Infocus Marketing Inc

Mailing List

---

## Royalty -Domestic



ACCEL	\$280,353	2.7%
Brazil Fuster	\$153,155	1.5%
CardioSmart At Work	\$23,977	0.2%
Cardiosource	\$29,129	0.3%
Cardiosource Institutional	\$65,464	0.6%
Convocation	\$1,171	0.0%
Corporate Communication	\$4,021	0.0%
CPT 11	\$13,274	0.1%
CV News Digest	\$172,612	1.7%
Heart Songs3	\$2,490	0.0%
i-Science	\$76,103	0.7%
JACC	\$8,059,979	78.4%
JACC: Cardiovascular Imaging	\$110,200	1.1%
JACC: Cardiovascular Interventions	\$110,200	1.1%
Large Meeting News Coverage	\$275,000	2.7%
Liability Malpractice Insurance Program	\$30,488	0.3%
NCDR CATHPCI REGISTRY	\$50,000	0.5%
Payer Advocacy	\$19,569	0.2%
Placement Service	\$470,103	4.6%
Tabloid	\$327,957	3.2%
Total:	\$10,275,245	100.0%

### Royalty -Domestic : ACCEL (Total Revenue \$280,353)

\$280,353.00	Audio-Digest Foundation	ACCEL
--------------	-------------------------	-------

### Royalty -Domestic : Brazil Fuster (Total Revenue \$153,155)

\$153,155.41	Brazilian Society of Cardiology	Brazil Fuster
--------------	---------------------------------	---------------

### Royalty -Domestic : CardioSmart At Work (Total Revenue \$23,977)

\$23,976.94	Intervent International, LLC	CardioSmart At Work
-------------	------------------------------	---------------------

### Royalty -Domestic : Cardiosource (Total Revenue \$29,129)

\$29,040.56	Multiview, Inc	Cardiosource
\$88.07	Skyscape, Inc.	Cardiosource

### Royalty -Domestic : Cardiosource Institutional (Total Revenue \$65,464)

\$65,464.00	MedAxiom	Cardiosource Institutional
-------------	----------	----------------------------

### Royalty -Domestic : Convocation (Total Revenue \$1,171)

\$1,170.68	Herff Jones, Inc	Convocation
------------	------------------	-------------

### Royalty -Domestic : Corporate Communication (Total Revenue \$4,021)

\$4,021.13	Smartbrief, Inc	Corporate Communication
------------	-----------------	-------------------------

### Royalty -Domestic : CPT 11 (Total Revenue \$13,274)

\$13,273.50	American Medical Association	CPT 11
-------------	------------------------------	--------

### Royalty -Domestic : CV News Digest (Total Revenue \$172,612)

\$172,611.59	Bulletin Healthcare, LLC	CV News Digest
--------------	--------------------------	----------------

### Royalty -Domestic : Heart Songs3 (Total Revenue \$2,490)

\$2,490.00	Audio-Digest Foundation	Heart Songs3
------------	-------------------------	--------------

### Royalty -Domestic : i-Science (Total Revenue \$76,103)

\$76,103.00	Audio-Digest Foundation	i-Science
-------------	-------------------------	-----------

### Royalty -Domestic : JACC (Total Revenue \$8,059,979)

\$8,059,979.48	Elsevier Science	JACC
----------------	------------------	------

---

**Royalty -Domestic : JACC: Cardiovascular Imaging (Total Revenue \$110,200)**

\$110,199.96	Elsevier Science	JACC: Cardiovascular Imaging
--------------	------------------	------------------------------

---

**Royalty -Domestic : JACC: Cardiovascular Interventions (Total Revenue \$110,200)**

\$110,199.96	Elsevier Science	JACC: Cardiovascular Interventions
--------------	------------------	------------------------------------

---

**Royalty -Domestic : Large Meeting News Coverage (Total Revenue \$275,000)**

\$275,000.00	MedPage Today	Large Meeting News Coverage
--------------	---------------	-----------------------------

---

**Royalty -Domestic : Liability Malpractice Insurance Program (Total Revenue \$30,488)**

\$30,488.40	The Doctors Company	Liability Malpractice Insurance Program
-------------	---------------------	---

---

**Royalty -Domestic : NCDR CATHPCI REGISTRY (Total Revenue \$50,000)**

\$50,000.00	Health Outcomes Sciences, LLC	NCDR CATHPCI REGISTRY
-------------	-------------------------------	-----------------------

---

**Royalty -Domestic : Payer Advocacy (Total Revenue \$19,569)**

\$19,568.94	CECity.com, Inc	Payer Advocacy
-------------	-----------------	----------------

---

**Royalty -Domestic : Placement Service (Total Revenue \$470,103)**

\$9,198.52	Bank of America, NA	Placement Service
------------	---------------------	-------------------

\$736.43	Officite, LLC	Placement Service
----------	---------------	-------------------

\$460,168.50	On Target Jobs, Inc	Placement Service
--------------	---------------------	-------------------

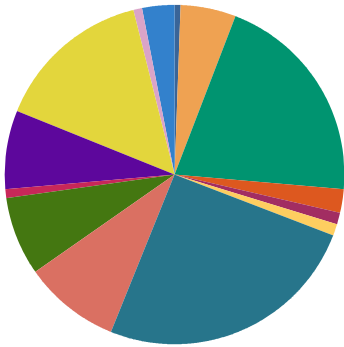
---

**Royalty -Domestic : Tabloid (Total Revenue \$327,957)**

\$327,957.04	American Medical Communications, Inc - Eugene E Conselyea	Tabloid
--------------	---	---------

---

## Royalty -International



ACCEL	\$4,990	0.5%
ACCSAP8	\$49,748	5.2%
Cardiosource	\$198,060	20.8%
CathSAP 4	\$20,000	2.1%
ECGSAP 4	\$11,178	1.2%
Heart Songs3	\$9,600	1.0%
International Education - ACC Owned	\$241,179	25.3%
International Education (Fulfillment)	\$89,500	9.4%
JACC	\$71,136	7.5%
JACC: Cardiovascular Imaging	\$7,500	0.8%
PINNACLE Network	\$70,000	7.3%
QI Tools	\$145,000	15.2%
Tabloid	\$6,500	0.7%
Visiting Professor Program	\$30,000	3.1%
<b>Total:</b>	<b>\$954,391</b>	<b>100.0%</b>

### Royalty -International : ACCEL (Total Revenue \$4,990)

\$4,990.00	Update Video Publications Pvt Ltd	ACCEL
------------	-----------------------------------	-------

### Royalty -International : ACCSAP8 (Total Revenue \$49,748)

\$18,000.00	ICOM	ACCSAP8
\$31,748.00	Nikos Kastanos	ACCSAP8

### Royalty -International : Cardiosource (Total Revenue \$198,060)

\$17,500.00	Awei JE	Cardiosource
\$30,000.00	Brazilian Society of Cardiology	Cardiosource
\$25,000.00	British Cardiac Society	Cardiosource
\$27,000.00	CCM International Ltd	Cardiosource
\$50,000.00	Lupin Limited	Cardiosource
\$7,560.00	Nikos Kastanos	Cardiosource
\$41,000.00	Update Video Publications Pvt Ltd	Cardiosource

### Royalty -International : CathSAP 4 (Total Revenue \$20,000)

\$20,000.00	Update Video Publications Pvt Ltd	CathSAP 4
-------------	-----------------------------------	-----------

### Royalty -International : ECGSAP 4 (Total Revenue \$11,178)

\$11,178.00	Nikos Kastanos	ECGSAP 4
-------------	----------------	----------

### Royalty -International : Heart Songs3 (Total Revenue \$9,600)

\$9,600.00	CCM International Ltd	Heart Songs3
------------	-----------------------	--------------

### Royalty -International : International Education - ACC Owned (Total Revenue \$241,179)

\$100,000.00	Boehringer Ingelheim Pharmaceuticals, Inc.	International Education - ACC Owned
\$19,990.00	EP Consulting SA De CV	International Education - ACC Owned
\$86,189.10	Gulf Pharmaceutical Industries DBA JULPHAR	International Education - ACC Owned
\$35,000.00	Pfizer Inc	International Education - ACC Owned

### Royalty -International : International Education (Fulfillment) (Total Revenue \$89,500)

\$64,500.00	Beijing EMD Healthcare Communications Lt	International Education (Fulfillment)
\$25,000.00	CCM Group	International Education (Fulfillment)

**Royalty -International : JACC (Total Revenue \$71,136)**

\$7,500.00	EMD Healthcare Communications Group	JACC
\$27,636.00	Nikos Kastanos	JACC
\$36,000.00	Update Video Publications Pvt Ltd	JACC

**Royalty -International : JACC: Cardiovascular Imaging (Total Revenue \$7,500)**

\$7,500.00	Hesco Interntional	JACC: Cardiovascular Imaging
------------	--------------------	------------------------------

**Royalty -International : PINNACLE Network (Total Revenue \$70,000)**

\$70,000.00	SUN PHARMACEUTICAL	PINNACLE Network
-------------	--------------------	------------------

**Royalty -International : QI Tools (Total Revenue \$145,000)**

\$145,000.00	SUN PHARMACEUTICAL	QI Tools
--------------	--------------------	----------

**Royalty -International : Tabloid (Total Revenue \$6,500)**

\$6,500.00	Update Video Publications Pvt Ltd	Tabloid
------------	-----------------------------------	---------

**Royalty -International : Visiting Professor Program (Total Revenue \$30,000)**

\$30,000.00	Update Video Publications Pvt Ltd	Visiting Professor Program
-------------	-----------------------------------	----------------------------

## Appendix: External Sources - Industry

3M Littmann Stethoscopes	Bristol Myers Squibb/Pfizer	eCardio Diagnostics
Abbott	Bristol-Myers Squibb Company	Edwards Lifesciences
Abbott Laboratories	Bristol-Myers Squibb/Pfizer	Edwards Lifesciences Corporation
Abbott Vascular	Bristol-Myers Squibb/Pfizer Inc.	Eisai
ABIOMED, Inc	C. R. Bard	Eisai Inc.
AccessClosure	CardiacAssist, Inc.	Ekos Corporation
Accreditation for Cardiovascular	CardioAccess, Inc	Eli Lilly and Company
Excellence	CardioDx, Inc.	Elsevier Science
Accriva Diagnostics, Representing ITC	Cardiology News	EncaptureMD Flexible Informatics
and Accumetrics	CardiologyCoder.Com, Inc.	EP Consulting SA De CV
ACIST Medical Systems/Bracco	CardioNet, a BioTelemetry company	Epic System Corporation
Diagnostics	Cardionics	Epiphany Healthcare
Actelion	CardioPharma, Inc.	Epsilon Imaging
Actelion Pharmaceuticals US, Inc.	CardioPulse	Esaote
Aegerion	Cardiostaff Corporation	Forest Pharmaceuticals
Aegerion Pharmaceuticals	Cardiostim 2014/Reed Expositions	FUJIFILM Medical Systems USA, Inc.
Aeon Clinical Laboratories	France	GE Healthcare
AF Symposium	Cardiotech Publishing	GE Medical SystemsInformation
Agfa HealthCare	Cardiovascular Credentialing	Technology
AggreDyne, Inc.	Consultants	GeneDx, Inc.
AirStrip Technologies	Cardiovascular Credentialing	Genzyme Diagnostics
Alere Home Monitoring	International (CCI)	Genzyme, A Sanofi Company
AliveCor, Inc.	Cardiovascular Systems, Inc.	Gilead
Alliance For Academic Internal Medicine	CareCloud	Gilead Sciences, Inc
Amarin	Carestream Health	Gilead Sciences, Inc.
Amarin Pharma Inc.	CBSET, Inc	GlaxoSmithKline
American Physician Institute	CCM Group	Glenmark Pharmaceuticals
Amgen	CECity.com, Inc	Goodroe Healthcare Solutions, LLC
Amgen Global	Cedaron Medical, Inc.	GSK
Amgen, Inc.	CellAegis Devices, Inc.	Gulf Pharmaceutical Industries DBA
Ampronix, Inc.	Cerner Corporation	JULPHAR
AngioScore, Inc.	Chek Diagnostics	HCA Parkland Medical Center
Arbor Pharmaceuticals	Circle Cardiovascular Imaging Inc	Health Diagnostic Laboratory
ARMUS	Columbia HeartSource	Health Outcomes Sciences, LLC
Arstasis	CommuniCare Technology	Health Science Communications, LLC
ASCEND HiT	Community Health Systems	HealthSTATS
Ascend Media	ConnectRx	Heart Rhythm Society
Ascendian Healthcare Consulting	Contec Medical Systems Co., Ltd.	Heartbase
Astellas	Cordis Corporation	HeartWare Inc.
Astellas Pharma US, Inc.	Core Sound Imaging	Hesco International
Astellas Pharma, Inc.	Corindus Vascular Robotics	Hitachi Aloka Medical
AstraZeneca	Cornerstone Therapeutics	HMP Communications
Astrazeneca Pharmaceuticals LP	Covis Pharmaceuticals	Hokanson
AtCor Medical, Inc. (USA)	CRC Press / Taylor & Francis Group	Hospital Corporation of America
athenahealth, Inc.	LLC	(HCA)Clinical Services Group
Atherotech Diagnostics Lab	CSI	HRA Healthcare Research & Analytics
AtriCure, Inc	Cytokinetics, Inc	ICOM
Axis Clinical Software, Inc.	Daiichi Sankyo	IEM
Bard	Daiichi Sankyo Company, Ltd.	ImageTrend, Inc
Bard Medical	Daiichi Sankyo, Inc.	INDEC Systems Inc.
Bard Peripheral Vascular	Daiichi Sankyo, Inc. and Lilly USA, LLC	Infab Corporation
Bayer Adempas	Daiichi Sankyo/ Lilly	INFINITT North America
Bayer HealthCare	Daiichi Sankyo/Lilly	Infocus Marketing Inc
Best Vascular/Novoste	diaDexus Inc	InfraReDx, Inc.
BI	Diagnosoft, Inc.	Intelligent Business Solutions,
Biosense Webster, Inc.	Diagnostic And Interventional	Inc./CAOS
BLOXR Corporation	Cardiology	Intervent International, LLC
Boehringer Ingelheim Pharmaceuticals,	Digisonics	iRhythm Technologies, Inc
Inc.	dms-service llc	Itamar Medical
Boston Scientific	Dornier MedTech America, Inc	Jansen
Boston Scientific Corporation	Dove Medical Press Ltd.	Janssen
Bracco Diagnostics, Inc	eCardio	

## Appendix: External Sources - Industry

Janssen Pharmaceutical Companies of Johnson & Johnson  
Janssen Pharmaceuticals, Inc.  
Janssen Scientific Affairs, LLC Division of Johnson & Johnson  
Juniper Consulting Group Tenfold Corp  
Kaneka Pharma America LLC  
Kowa Pharmaceuticals America Inc.  
LifeWatch Services, Inc.  
Lipid Assoc  
Liposcience  
Lumedx  
Lupin Limited  
Maquet  
Matrex Exhibits  
Mayo Clinic  
McGraw-Hill Medical  
McKesson  
McKesson Corporation  
MedAxiom  
Medical Dynamics  
Medical Management & Data Services  
Medical Physics Training, PLLC  
Medical Positioning, Inc.  
Medicines Company  
MedIQ  
Medis Medical Imaging Systems  
MediScripts  
Mednet Healthcare Technologies, Inc.  
MedPage Today  
Medstar Heart Institute  
Medstreaming  
Medtronic  
Medtronic, Inc.  
Merck  
Merck & Co., Inc.  
Merge Healthcare  
Merge Healthcare (formerly AMICAS  
Camtronics Medical Systems)  
Merit Medical  
Millar, Inc.  
Mindray North America  
Mortara Instrument, Inc.  
Navion Healthcare Solutions  
NEJM Group  
NextGen Healthcare  
Nexus Clinical  
Norav Medical  
NorthEast Monitoring, Inc.  
Novartis Pharmaceuticals Corporation  
Novasom  
Officite, LLC  
OnePacs  
Panasonic  
Perceptive Software  
Pfizer Inc  
Pfizer Inc.  
Philips  
Philips Healthcare  
Philips Medical  
Phoenix Group Holdings, LLC  
Pie Medical Imaging, B.V

PPD Development LLC  
PracticeUpdate by Elsevier Inc.  
Pranetheus Research, LLC  
Precision Image Analysis  
Progeny Software LLC  
Provation Medical, Inc.  
Pulmonary Hypertension  
Pulse Medical  
Quantros, Inc  
Quintiles (previously Outcome Sciences)  
Quten Research Institute, LLC  
RDL Reference Lab  
Regeneron  
ResMed  
Resmed Additional funding:  
Roche  
Roche Diagnostics  
SalesMaker Carts  
Sanofi  
Sanofi Regeneron  
Sanofi-Aventis  
Sanofi-Aventis Recherche & Development  
SCHILLER  
Scientific Software Solutions, Inc.  
ScImage, Inc.  
ScottCare Cardiovascular Solutions  
ScribeAmerica, LLC  
Shape Medical Systems, Inc.  
Siemens Healthcare  
Siemens Medical Solutions USA, Inc.  
Softlink International Inc.  
Sorin Group  
Spacelabs Healthcare  
Spartan Bioscience  
Spectranetics  
St. Jude Medical  
St. Jude Medical, Inc.  
Summit Doppler/Wallach Surgical Devices  
Summit Group LLC  
SUN PHARMACEUTICAL  
TeraRecon  
Terumo Interventional Systems  
Terumo Medical Corporation  
Teva Pharmaceuticals Industries Ltd.  
Thoratec Corporation  
TomTec Corporation  
Toshiba  
Toshiba Medical Systems  
Transgenomic, Inc.  
TYRX Inc.  
United Therapeutics Corporation  
Vascular Solutions  
Vasomedical, Inc  
VectraCor, Inc.  
Velos, Inc.  
Vita-Mix Corporation  
Volcano Corp  
Volcano Corporation  
W.A. Baum Company

Wells Fargo Advisors LLC  
Wexner Medical  
Wolters Kluwer Health - Lippincott  
Williams & Wilkins  
Worldwide Clinical Trials Holdings Inc  
XDx, Inc.  
ZHealth Publishing  
Z-Medica LLC  
Zoll  
ZOLL Medical  
ZOLL Medical Corporation



## Appendix: External Sources - Other

AACC	Division of Financial OperationsDHHS,	Pikeville Medical Center
Adelphia Communications NY	CMS, OFM, AMG	Postgraduate Medicine
Advocate Children's Hospital	Doctors Company	Prague European Days of Internal
AF Symposium	Duke Clinical Research Institute	Medicine
AHRQ - Agency for Healthcare and	Duke University	Preventice
Research Quality	Eisai	Puerto Rican Society of Cardiology/ACC
American College of Physicians /	Eli Lilly and Company	Puerto Rico Chapter
Annals of Internal Medicine	ELSEVIER	Pulmonary Hypertension Association
American Express Open	EMD Healthcare Communications	Saint Luke's Hospital
American Heart Association	Group	Saint Luke's Mid America Heart Institute
American Institutes For Research (AIR)	FDA - Food and Drug Administration	ScImage, Inc.
American Medical Association	Food and Drug Administration	Sister to Sister: Everyone Has a Heart
American Medical Communications, Inc	George F & Ann Harris Bellows	Foundation
- Eugene E Conselyea	Foundation	Skyscape, Inc.
American Society of Echocardiography	Greenway	Smartbrief, Inc
American Society Of Nuclear Cardiology	Harvard Clinical Research Institute	Society for Vascular Ultrasound
Amyloidosis Foundation	Heart Rhythm Society	Society of Cardiovascular Patient Care
Anthem Blue Cross and Blue Shield	Heart Rhythm Society Consulting	Society Of Cardiovascular Computed
Atlantic Health	Services	Tomography
Audio-Digest Foundation	Heartbeat International	Springer
Awei JE	HeartWare Inc.	St. Jude Medical
Bank of America, NA	Henry Ford Health System	StopAFib.org
Beijing EMD Healthcare	Herff Jones, Inc	theheart.org/Medscape Cardiology
Communications Lt	Hypertrophic Cardiomyopathy	TIMI Study Group, Brigham & Women's
BioSense	Association	Hospital
Borgess Health	Indiana University Health	United Healthcare Services
Boston Scientific	Indiana University Kelley School of	University of Michigan Hospitals and
Brazilian Society of Cardiology	Business	Health Centers
British Cardiac Society	Intersocietal Accreditation Commission	University of Tennessee Physician
Bulletin Healthcare, LLC	Interstate Postgraduate Medical	Executive MBA Program
California Academy of Family	Association	University of Wisconsin Hospital &
Physicians	Iowa Heart Center, P.C.	Clinics
Cardiac CT Core Lab and Physician	JAMA Network	Update Video Publications Pvt Ltd
Training	Jaypee Brothers Medical Publishers	US Food and Drug Administration Med
Cardiac Interventions	John Welsh Cardiovascular Diagnostic	Watch Program
Today/Endovascular Today	Laboratory	West Virginia Medical Institute
Cardiology Today and Healio.com by	Kaiser Foundation HospitalSurgical	Wiley
SLACK Incorporated	Outcomes & Analysis	Wolters Kluwer Health
Cardiovascular Credentialing	Lehigh Valley Health Network	WomenHeart: The National Coalition for
International (CCI)	Lipoprotein(a) Foundation	Women with Heart Disease
CardioVillage/University of Virginia	Maquet	World Heart Federation
Catholic Health Initiatives	Maryland Health Care Commission	
CCM International Ltd	Mayo Clinic	
CDC	Mayo Clinic Self Study Tutorials in	
Centers for Medicare & Medicaid	Cardiology	
Services	Mayo Clinic- St. Mary's Hospital	
Certification Board of Cardiovascular	Medstar Heart Institute	
Computed Tomography/Certification	Mended Hearts, Inc.	
Board of Nuclear Cardiology	Merck	
Christiana Care Health System	Merck & Company	
Cleveland Clinic Abu Dhabi	Mississippi State Department of Health	
Cleveland Clinic C5Research	Multiview, Inc	
CME Enterprise	National Death Index	
CMS - Centers For Medicare &	NIH - National Institutes of Health	
Medicaid Services	Nikos Kastanos	
Coca-Cola Company	Northwestern Medicine	
Concierge Choice Physicians	Oldways	
Cookimedia-le Cardiologue	On Target Jobs, Inc	
CRToonline.org	Oxford University Press	
Daiichi-Sankyo & Lilly	Pfizer	
Department of State Health Services	Physicians Committee for Responsible	
	Medicine	